

Childcare Sufficiency Assessment Form

Name of Local Authority: Cardiff

Name of responsible officer: Andy Senior, Senior Childcare Business Support Officer

Date of Completion: 28/04/2017

"This document is available in Welsh / Mae'r ddogfen hon ar gael yn Gymraeg."

1. Introduction

Conducting the Assessment – Childcare Sufficiency Assessment

As well as establishing a baseline of provision, the Childcare Sufficiency Assessment will enable Local Authorities to:

- measure the nature and extent of the need for, and supply of, childcare in the area
- identify gaps in the market and plan how to support the market to address them

A template has been produced to support a corporate appraisal of the matters that need to be taken into account as set out in the Statutory Guidance.

The Childcare Sufficiency Assessment must demonstrate that the Local Authority has taken into account and assessed the matters set out in The Childcare Act 2006 (Local Authority Assessment) (Wales) Regulations 2016 and the Statutory Guidance.

Local Authorities might consider structuring the Childcare Sufficiency Assessment in the following way and as a minimum address all the identified sections.

Principal Statement

The City of Cardiff Council recognises the value, importance and benefits of childcare for the children who attend, their families and for the positive impact its provision has on the wider community in terms of supporting the anti-poverty agenda in the short, medium and longer term.

Research identifies the positive effects of early education and childcare in terms of supporting children's social and educational development and its contribution to tackling the effects of living in deprivation. Affordable, accessible childcare allows parents and carers to access employment and training, increasing their opportunities to provide for their families and supporting the wider economy.

Over the next 20 years Cardiff is projected to grow faster than all major British cities apart from London and it is expected that by 2035, there will be 72,000 new residents. The Local Development Plan identifies that by 2026, 41,100 new homes and up to 10 new primary schools will be built and 40,000 new jobs created. Clearly to support this growth, a significant expansion in childcare provision will be required which will both provide and support employment, as well as offering safe, stimulating, caring and fun environments for children, staffed by skilled, qualified and supportive staff.

The childcare workforce represents those who become 'significant adults' in the lives of the children who attend childcare. They are individuals who can facilitate opportunities for children to access and fully experience their rights, as set out in the UNCRC. Childcare can provide families with low-level early intervention and prevention support services, as well as signposting service users to more intensive support if required. The research by Public Health Wales regarding Adverse Childhood Experiences (ACEs) and the evidence from Flying Start evaluations combined with the intentions that underpin the Social Services and Well-Being Act signifies that the value of childcare services, particularly for the most vulnerable, extends far beyond the economic value of singularly supporting adult's access to work or training.

Cardiff Council further recognises that to meet the variety of needs across a diverse population, provision will need to reflect as far as possible the demands for:

- Welsh medium services,
- services for children with additional needs,
- services for school age children both during term time and during school holidays

- the childcare needs of families that fall outside of traditional operating times

The Councils' Childcare Business Support Team are employed specifically to work with both new and existing providers to assist with:

- childcare business start-up
- registration;
- sustainability;
- quality,

in order to support and maintain provision to meet the needs of children, parents, carers and the wider community.

2. Contents

1. Introduction/ Context
2. Partnership Working and Consultation
3. The Childcare Sufficiency Assessment and Local Well Being Needs Assessment
4. Population
5. Overview – Childcare Types, Services and Places
6. Supply of Childcare
 - 6.1. Childminder
 - 6.2. Full Day Nursery
 - 6.3. Sessional Day Care
 - 6.4. Crèches
 - 6.5. Out of School Care
 - 6.6. Open Access Play Provision
 - 6.7. Nanny
7. Understanding the Needs of Parents/ Carers
 - 7.1. Current Use
 - 7.2. Demand for Childcare
 - 7.3. Barriers to Childcare Provision
8. Free Nursery Education and Flying Start Provision
9. Free Breakfast Club provision
10. Working Tax Credit/ Universal Credit and Employer Supported Childcare/ Tax Free Childcare
11. Sustainability
12. Cross Border
13. Workforce Development and Training
14. Results of Consultation with Stakeholders (as outlined in section 2)
15. Summary - Gap Analysis & Areas for Improvement
16. Action Plan

1. Introduction/ Context

Methodology

The approach taken in conducting this assessment can best be described in the following manner:

- Mapping of current provision of childcare, taking into account type of provision; age range catered for; times of operation; medium of provision; cost; accessibility; location; ability to provide inclusive provision; and any additional services/facilities provided.
- Mapping of current usage to ascertain demand levels (point in time).
- Engagement of key stakeholders to access knowledge and intelligence regarding current and future demand – including parental survey results*. For the purposes of this document, this will be referred to '**intelligence-based demand**'.
- Use of strategic planning documents and data regarding current and future population; demographic and socio-economic trends, to identify likely future demand. For the purposes of this document, this will be referred to '**strategic demand**'.
- Identifying the level and type of unmet current and future demand, calculated by analysing the gap between current provision (type, capacity, location) and the current and future demand based on both the intelligence-based and strategic demand identified.

Key considerations - current provision

Three main data sources were available for this assessment.

1. Self-Assessment of Service Statement (SASS)

Supplied to the City of Cardiff Council by the Care and Social Services Inspectorate Wales (CSSIW), this data source was collected from Cardiff childcare providers in the summer of 2016 via the Self-Assessment of Service Statement (SASS). The data was collected via an online questionnaire, completed by the 'Responsible Individual/s or Registered Person/s' of registered childcare settings.

- The information contained in the SASS returns included material that could be utilised for the Childcare Sufficiency Audit (CSA) but also other information required both by the CSSIW and by local authorities in order to meet the statutory guidance¹ issued to accompany the Childcare Act 2006 and the School Standards Framework Act 1998. As part of the methodology, it was necessary to extract from the SASS only the information necessary and relevant for the completion of the CSA.
- Whilst the response rate to the SASS across Wales reached nearly 76%, in Cardiff the overall response rate across all types of childcare setting was only 66.1%. The SASS data therefore only related to two thirds of the registered provision in Cardiff. As the SASS data was anonymised it was not possible to identify which settings had not responded by comparing SASS data with that held by the Family Information Service (FIS) – see later in this section. A breakdown by setting types is included below:

Table 1: SASS response rate by setting type. Cardiff , 2016

Child Minder	Full Day Care	Out of School Care	Sessional Day Care	Crèche	Open Access Play	Overall
67.1%	68.8%	53.8%	77.0%	60.0%	0.0%	66.1%

- The SASS data supplied to local authorities was formatted in Excel. Although this provided an opportunity to apply filters, it was complex to extract the required data without the inclusion of further formulae, because of the extent of variable criteria. Even where adding additional formulae produced an answer, the level of confidence in the correctness of the data was low as there was no robust way of checking the accuracy. The data presented therefore has to be treated with some caution.
- It was evident that despite guidance on completion of the SASS being provided to the childcare providers, the responses indicated either that the guidance had not been followed, or that there had been a wide range of interpretations of the guidance.

Summary: As a source of data, the information available through the SASS represented returns from only 66% childcare settings in Cardiff; data collected was either inconsistent or incorrect, in that it was not in the format requested and therefore has to be treated with some caution

¹ (<http://gov.wales/docs/dcells/publications/160714-childcare-statutory-guidance-en-v2.pdf>)

2. Family Information Service (FIS)

The second source of data regarding current provision was sourced from the Family Information Service. This source of data, although more robust than the SASS, still did not provide 100% coverage, (e.g. in terms of including all settings operating within the local authority area; data set including all relevant information relating to, language of provision, geographical areas or school served, degree of inclusive provision, etc.)

Information is supplied voluntarily by providers and engagement with the FIS is non-compulsory, therefore data included is purely reliant on provider submission/updating. Where FIS data has been used to formulate the CSA it has been annotated as such. However, in many cases it has not been possible to interrogate the FIS database in such a way as to produce data in the format required by the CSA.

3. Childcare Business Support Team Contacts Database

The CBS Team maintain a database of registered childcare provision as part of their performance management system. Information on this database is regularly updated based on CSSIW information, direct contact with providers, FIS data and information from umbrella organisations and other stakeholders. The database has been used to highlight the differences between the SASS data and the local data, but SASS data has been used to populate data tables.

Key considerations – demand

1. Parental Survey ('intelligence-based demand')

Cardiff received 503 completed or semi-completed parental surveys. This response rate represents 1.3% of households with dependent children. Although the survey would not be pertinent or relevant to every household with dependent children, the limited response impacts on the statistical significance of the data, and therefore how useful it is to inform the CSA. The Cardiff Research Unit, who produced the analysis of responses noted;

"Please be aware that some of the bases (total number of respondents), particularly where looking at specific types of childcare, or ages of children, are very small, and so care should be taken with the interpretation of the results."

2. Strategic Demand

Additional data has been sourced from the Local Development Plan², the Local Well Being Assessment³, the Liveable City Report⁴, and a number of publications relating to the Cardiff Capital Region City Deal⁵. Information contained in these documents cited in greater detail in **Section 4: Population**, identifies the planned and predicted growth of Cardiff over the next decade and beyond.

The information indicates a predicted increase in the school aged child population of around 25% by 2026⁶, the building of 41,100 homes, and the creation of 40,000 new jobs. This high level data has been used to identify future population trends and to identify potential future demand.

Using these sources of data to augment the information from the Parental Survey may partially address two specific limitations of the parental survey methodology and the response rate:

- it is reasonable to assume significant numbers of Cardiff's future residents do not currently live in the local authority area (and therefore could not respond to the Parental Survey)
- 80,000 people currently commute daily into Cardiff from other counties to work and may not have responded to the Parental Survey in their own local authority area.

² <https://www.cardiff.gov.uk/ENG/resident/Planning/Local-Development-Plan/Pages/default.aspx>

³ <https://www.cardiff.gov.uk/ENG/Your-Council/Strategies-plans-and-policies/Liveable-City-Report/Local-Wellbeing-Assessment/Pages/default.aspx>

⁴ <https://www.cardiff.gov.uk/ENG/Your-Council/Strategies-plans-and-policies/Liveable-City-Report/Pages/default.aspx>

⁵ <http://www.cardiffcapitalregioncitydeal.wales>

⁶ Cardiff 2020 - <https://www.cardiff.gov.uk/ENG/resident/Schools-and-learning/Documents/Cardiff%202020.pdf>

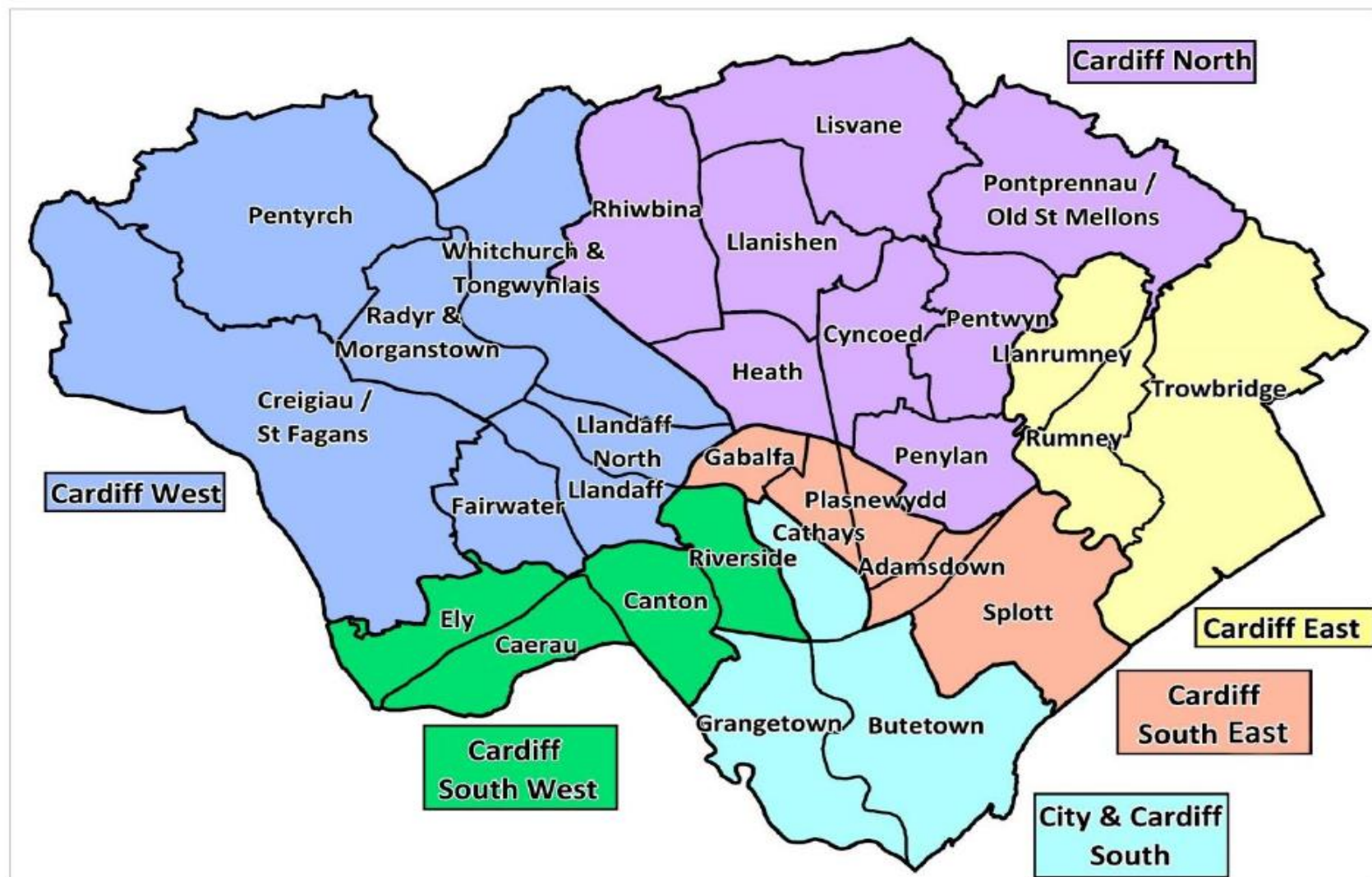
Neighbourhood Management Areas (NMA)

A 2013 White Paper, “**Building Communities: A New Approach to Neighbourhood Working**”⁷ re-organised the 29 wards into 6 neighbourhood management areas. The wards in each of these NMAs are set out below and are used throughout the rest of this CSA.

Following completion of the CSA, a ward-by-ward breakdown of childcare supply, demand and key socio-economic factors will be produced as a resource for potential; childcare providers, planners and key stakeholders.

Neighbourhood Management Area	Wards
Cardiff North	Rhiwbina, Heath, Lisvane, Llanishen, Cyncoed, Penylan, Pentwyn, Pontprennau & Old St. Mellons
Cardiff East	Llanrumney, Rumney, Trowbridge
Cardiff South East	Gabalfa, Cathays, Plasnewydd, Adamsdown, Splott
Cardiff City & South	City Centre, Butetown, Grangetown
Cardiff South West	Ely, Caerau, Canton, Riverside
Cardiff West	Creigiau / St Fagans, Pentyrch, Radyr & Morganstown, Whitchurch & Tongwynlais, Fairwater, Llandaff, Llandaff North

⁷<https://www.cardiffpartnership.co.uk/wp-content/uploads/Final-White-Paper.pdf>



Map of Cardiff Community Planning Areas

Neighbourhood Management Areas – Comparative Data

The table below displays comparative data for the 6 Neighbourhood Management Areas. Further information regarding key population data is contained in **Section 4: Population**.

Data has been extracted from the Ask Cardiff: Facts and Stats website⁸ Data on the website was derived from Office for National Statistics Publications.

	Cardiff North	Cardiff East	Cardiff South East	Cardiff City & South	Cardiff South West	Cardiff West	Cardiff
Demography and Dynamics							
Resident Population	94,281	36,081	65,684	34,535	54,328	61,181	346,090
% Population Aged 0-14	17.8	21.4	11.4	15.6	20.2	17.5	17.1
% Population Aged 15-19	6.8	7.3	10.8	6.8	6.0	6.8	7.5
% Population Aged 20-64	58.2	57.6	71.2	69.7	61.3	58.6	62.3
% Population Aged 65+	17.1	13.9	6.7	7.8	12.6	17.2	13.2
% Population Aged 3+ Able to Speak, Read and Write Welsh	8.6	5.7	7.9	7.5	10.0	11.0	8.7
Employment							
% Never worked	14.9	18.6	19.6	19.4	20.9	15.2	18.1
% Long term unemployed	37.3	41.2	35.5	38.6	37.2	38.0	37.7
% Part time (up to 15 hours)	9.2	7.8	18.4	8.4	8.2	9.0	10.4
% Part time (16 to 30 hours)	19.1	22.4	18.6	16.0	21.4	20.4	19.6
% Full time (31 hours or more)	71.7	69.8	63.1	75.6	70.4	70.6	70.0
Tenure							
Number of Households	38,637	14,876	24,219	15,520	23,289	26,016	142,557
% Owned Outright	36.7	23.3	15.2	14.0	22.2	35.1	26.5
% Owned with Mortgage/Loan	39.9	34.6	21.3	24.2	29.9	38.5	32.6
% Social Rented - Local Authority	5.0	18.4	5.4	7.8	17.1	9.2	9.5

⁸ http://www.askcardiff.com/content.asp?nav=2872,3257,6571,6572&parent_directory_id=2865&id=14191

	Cardiff North	Cardiff East	Cardiff South East	Cardiff City & South	Cardiff South West	Cardiff West	Cardiff
% Social Rented - Other	4.0	11.6	11.9	8.5	9.0	4.8	7.6
% Private Rented	12.8	10.1	44.1	42.7	19.8	10.9	21.9
Household Composition							
Lone Parent (number)	2,308	1,897	1,539	845	2,474	1,818	10,881
Household Facilities							
% Households No Access to a Car or Van	17.3	32.0	42.7	36.0	36.6	21.1	29.0
% Households with No Central Heating	1.3	1.8	3.3	3.6	2.4	1.7	2.2

Neighbourhood Management Areas – Comparative Data

- The highest percentage of children aged 0 – 14 are found in Cardiff East (21.4%) and Cardiff South West (20.2%).
- The lowest percentage live in Cardiff South East (11.4%). **Cardiff average 17.1%**
- The highest percentage of adults who have never worked live in Cardiff South West (20.9%), closely followed by Cardiff South East (19.6%) and Cardiff City and South (19.4%).
- The lowest are in Cardiff North (14.9%). **Cardiff average 18.1%**
- The highest percentage of long term unemployed people live in Cardiff East (41.2%), followed by City and South (38.6%) and Cardiff West (38%). **Cardiff average 37.7%.**
- The highest percentage of homes owned outright (36.7%) or owned with a mortgage/loan (39.9%) are in Cardiff North.
- The lowest percentage of homes owned outright are in Cardiff City and South (14.0%) followed by Cardiff South East (15.2%).
- The lowest percentage of homes owned with a mortgage are in Cardiff South East (21.3%). **The Cardiff average is 26.5% and 32.6% respectively.**
- Cardiff City and South (3.6%) and Cardiff South East (3.3%) have the highest percentage of homes with no central heating. **Cardiff average 2.2%.**

2. Partnership Working and Consultation

In line with schedule 2, questionnaires were sent to:

- Safeguarding Children Board
- Welsh Medium Education Forum
- Play Monitoring Group
- Job Centre Plus Offices

And additionally to:

- Umbrella/ Partner Organisations (Wales PPA, Mudiad Meithrin, PACEY Cymru and Clybiau Plant Cymru Kids Clubs)
- CSSIW
- Family Information Services

Responses received by the date of submission of the draft version to Welsh Government are included at Section 14.

Evidence for the Childcare Sufficiency Assessment has been drawn from a number of data sources and consultation exercises, which seek to profile various aspects of the childcare market in Cardiff:

Parental Survey

Methodology

The Parental Survey was made available to parents and prospective parents both online and in paper format. A total of 4,000 paper surveys were produced and made available to the public in libraries and Hubs across the city and were distributed by the Childcare team to key stakeholders and members of the public. Online copies were available via the City of Cardiff Council website www.cardiff.gov.uk and www.askcardiff.com the Council's research and consultation website. Links to the survey were also distributed to key stakeholders by the Childcare team. Responses to the survey were validated and cleaned to ensure duplicate or invalid responses were excluded. A total of 503 households took part in the survey, compared to 39,432 households with children in Cardiff as a whole. This represents a response rate of 1.3% of the total eligible number of households.

Analysis of the demand for childcare

A range of data sets have been accessed in order to identify factors which may influence the demand and the ability to pay for childcare. These include data from the Census 2011 and other data sets identified through the Welsh Government's list of Common Data Sets (to ensure consistency with the Local Well Being Needs Assessment and comparability with other Local Authorities across Wales). These data sets present a range of demographic and socio-economic indicators.

In addition, information has been gathered from key stakeholders including parents in order to explore reasons for using childcare and barriers that may prevent families from using childcare.

Analysis of the supply of childcare

The CSA presents an analysis of the supply of childcare in Cardiff collected via CSSIW's annual SASS (Self-Assessment of Service Statement) in a snapshot of supply taken the week commencing July 11th 2016 (the term time census week) and the week commencing August 8th 2016 (holiday time census week).

This information includes: number and types of places, number and ages of children per place and type of place, opening times, hourly fees, waiting lists and vacancies.

3. The Childcare Sufficiency Assessment and Local Well Being Needs Assessment

The following is an extract from the **Cardiff Public Services Board Draft Well-being Assessment Summary (January 2017)**⁹

“Childcare sufficiency assessment

In accordance with regulations made under section 26(1) of the Childcare Act 2006 (c.21), a full Childcare Sufficiency Assessment is carried out every three years and a refresh is undertaken annually to monitor sufficiency. The most recent assessments conclude that there are no significant childcare sufficiency gaps at present, and that for the vast majority childcare provision is meeting the needs of families in Cardiff. However, it is noted that demand for out of school childcare is expected to rise due to changes in the welfare system and the projected growth in the population of Cardiff”

As noted in **Section1: Introduction/ Context**, data from the Well-being Assessment and supporting documents, such as the Neighbourhood Well-being Assessments have been used to inform this CSA.

⁹ <https://www.cardiff.gov.uk/ENG/Your-Council/Strategies-plans-and-policies/Liveable-City-Report/Local-Wellbeing-Assessment/Pages/default.aspx>

4. Population

Cardiff has a population of 357,200 people. Between 2005 and 2015, Cardiff's population grew by 11%. This is a bigger percentage increase in population than any of the core cities apart from Manchester and Nottingham. This growth trend is set to continue with a projected growth of just over 20% between 2015 and 2035 (an additional 72,000 people) making Cardiff the fastest growing core city in percentage terms. Cardiff is not only the largest local authority in Wales, it has also experienced the largest population growth in Wales over the last decade and is projected to grow far faster than any other Welsh local authority.

Looking to the future, the city's growth will put particular pressure on the education system. Future demand for school places is predicted to increase significantly in Cardiff by 2035. Already the equivalent of two new primary schools is being built each year. Over the next 3 years Cardiff is investing £170m in building new schools, refurbishing and improving existing schools. Given the scale of the investment and importance of schools in communities, this school building programme must be put at the heart of new approaches to community regeneration, public service delivery and citizen engagement.

With regards to the child population, available data from StatsWales¹⁰ indicates the following projected population growth figures for children aged 15 and under.

Year	2011	2012	2013	2014	2015	2016	2017	2018	2019	2020	2021	2022	2023	2024	2025	2026
Pop.	63,074	63,656	64,533	65,452	66,568	67,911	69,304	70,808	72,320	73,795	75,232	76,290	77,263	78,058	78,842	79,586

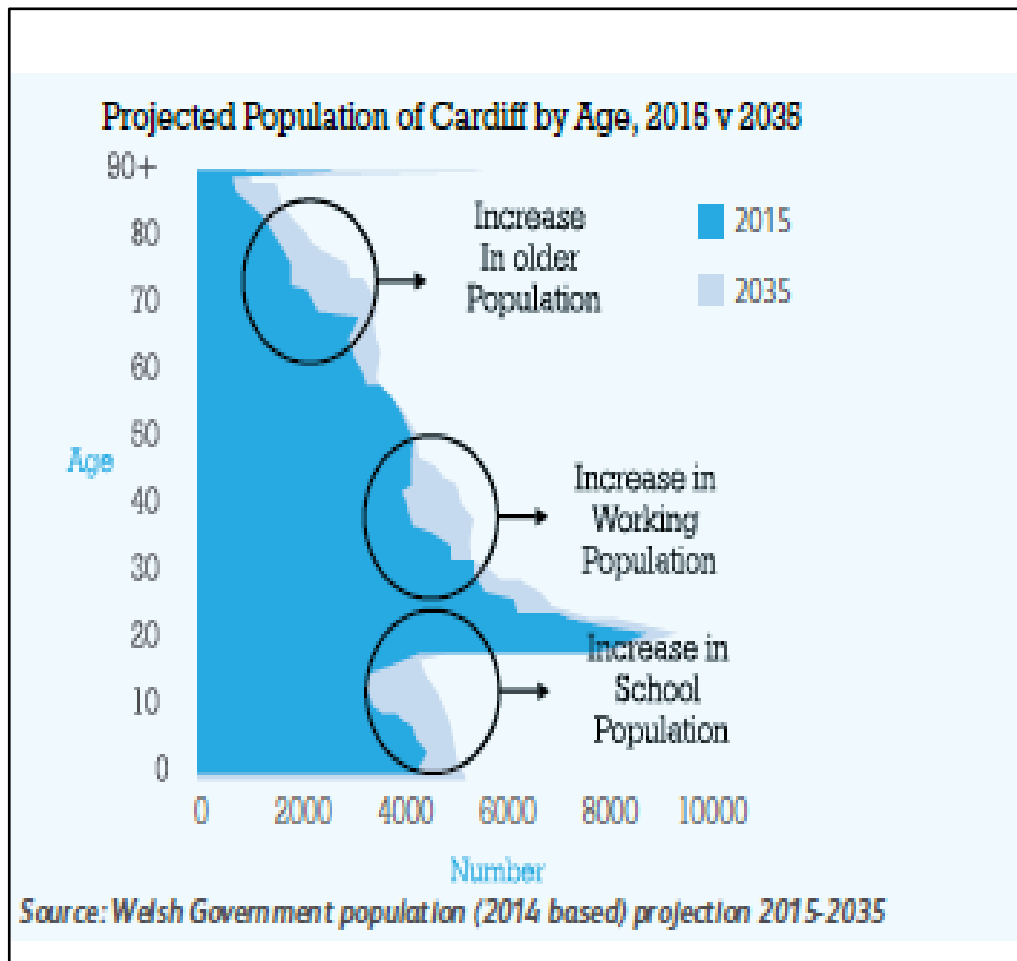
This data predicts an increase of 7,959 under 15s in the period covered by the CSA. This equates to an increase of 11.48% in the 5 years to 2023.

The Action Plan for the CSA takes account of the planned expansion of primary school provision. This may provide opportunities to develop childcare alongside these developments in a planned and co-ordinated manner, encompassing pre-school, wrap-around and out of school care in line with identified areas of population growth.

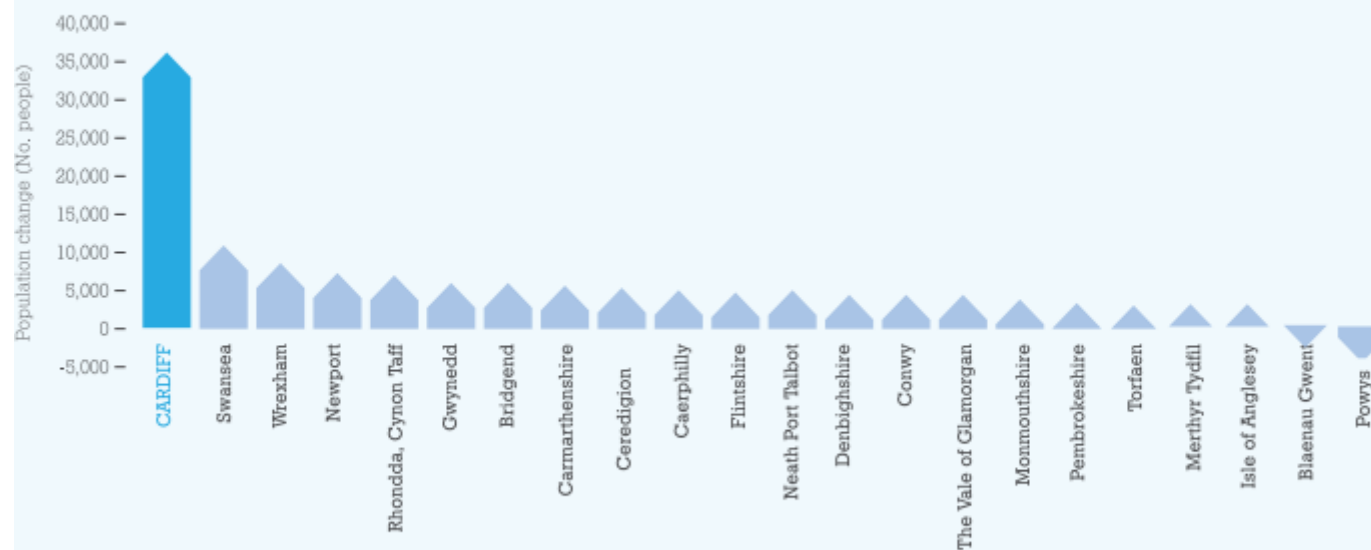
Overleaf shows tables of; projected total population change showing the mid, low and high variants; a graphical depiction of projected growth by age group; and graphs showing future projected growth.

¹⁰ <https://statswales.gov.wales/Catalogue/Population-and-Migration/Population/Projections/Local-Authority/2011-Based/PopulationProjections-by-LocalAuthority-Year>

Projected Total Population by Variant, Cardiff			
Year	Principal	Low Variant	High Variant
2014	354,294	354,294	354,294
2015	357,353	357,353	357,353
2016	360,491	360,299	360,619
2017	363,693	363,236	363,970
2018	366,959	366,169	367,415
2019	370,299	369,100	370,957
2020	373,717	372,032	374,601
2021	377,217	374,971	378,365
2022	380,806	377,921	382,247
2023	384,465	380,882	386,238
2024	388,172	383,852	390,345
2025	391,915	386,832	394,568
2026	395,679	389,821	398,881
2027	399,451	392,808	403,241
2028	403,227	395,788	407,633
2029	407,005	398,756	412,053
2030	410,781	401,708	416,498
2031	414,557	404,642	420,962
2032	418,330	407,557	425,445
2033	422,096	410,449	429,947
2034	425,858	413,318	434,473
2035	429,615	416,166	439,029
2036	433,371	418,998	443,624
2037	437,129	421,814	448,264
2038	440,893	424,612	452,949
2039	444,668	427,392	457,684



Projected Numerical Change in Total Population, 2015 to 2025



Source: Welsh Government/ONS/NRS 2014-based population projections

Cardiff Local Development Plan

The following table lists the 6 main development areas identified in the Local Development Plan.

NB: The sixth area is a Business Park Development south of St. Mellons, which has no planned housing development, but may also offer opportunities for siting childcare provision

Development area	Neighbourhood Management Area	Key Developments
North East Cardiff (West of Pontprennau)	Cardiff North	<ul style="list-style-type: none"> • 4500 homes • Rapid Transit - North East Cardiff • 3 New Primary Schools • New Secondary School • 26ha Open Space, 6 playgrounds • Community leisure facility • Additional primary care services
East of Pontprennau Link Road	Cardiff North	<ul style="list-style-type: none"> • 1300 homes • New Primary School • 7.9ha Open space, 2 playgrounds • Community facility • Primary care facility
Central Enterprise Zone	Cardiff City and South	<ul style="list-style-type: none"> • 2000 homes • Rapid Transit - Southern Corridor • New Primary School
Former Gas Works, Ferry Road	Cardiff City and South	<ul style="list-style-type: none"> • 500 homes • 1.2ha open space • Contribution to recreational open space • Contribution to offsite community provision
North West Cardiff	Cardiff West	<ul style="list-style-type: none"> • 5000 homes • 3-4 New Primary Schools • New Secondary School • 30ha Open Space, 6 playgrounds • Community leisure facility • Additional primary care services

Development area	Neighbourhood Management Area	Key Developments
North of J33/South of Creigiau	Cardiff West	<ul style="list-style-type: none"> • 2000 (D), 650 (E) homes (see map overleaf) • Rapid Transit - North West Cardiff • Park and Ride Facility • 1-2 New Primary Schools • 12ha open space • 3 playgrounds • Community facility • Additional primary care services (up to 5 GPs)
South of St Mellons Business Park	Cardiff East	<ul style="list-style-type: none"> • Strategic Employment Site • Rapid Transit • Park and Ride Facility • Flood Mitigation


The information used in the table above has been taken from the Liveable City Report and the map/diagram is shown overleaf.

Note that the timescales for completion of these developments is by 2026, outside the timeframe of this CSA. However, the developments are likely to begin within the lifetime of the CSA and demand for childcare, flowing from these developments will also fall within the CSA timescale.

Commuting

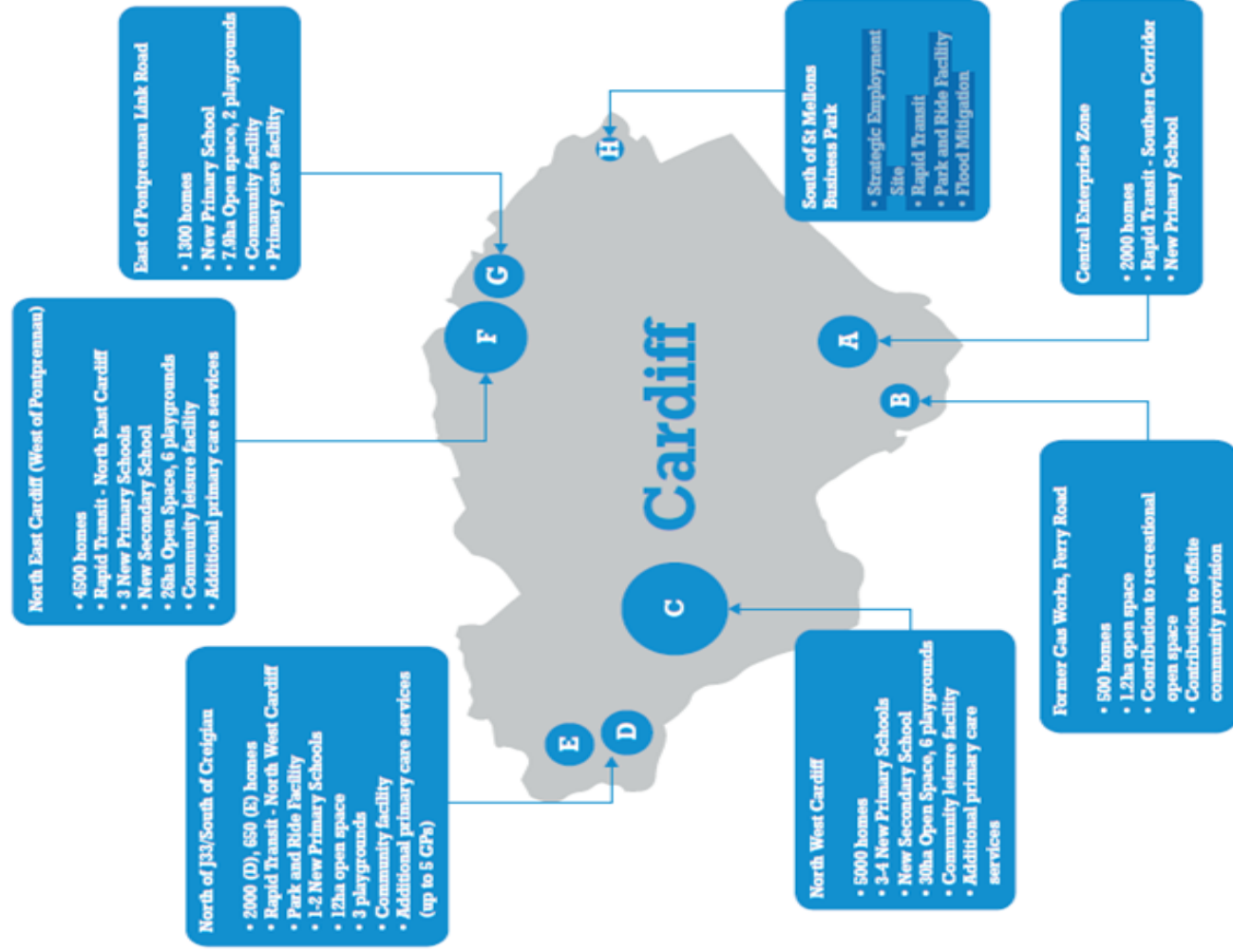
A diagram overleaf shows commuting patterns into Cardiff. As noted in the Liveable City Report

“Nearly two out of three net jobs created in South East Wales over the last ten years have been created in Cardiff. Each day over 80,000 people – or over a third of the city’s 200,000-strong workforce – commute into Cardiff from elsewhere in the Cardiff Capital region (the Vale of Glamorgan, Bridgend, Rhondda Cynon Taf, Merthyr Tydfil, Caerphilly, Blaenau Gwent, Torfaen, Monmouthshire and Newport).”



Cardiff's Local Development Plan (summary of strategic growth areas)

Cardiff's Local Development Plan covers the planning period to 2026 and identifies the infrastructure required to facilitate and sustain the city's projected level of growth. The diagram below provides a summary of development proposals contained in the plan.



Source: Cardiff's Local Development Plan

Commuters into Cardiff



•••>>> 82,200 Flow of Cardiff's Daily In-Commuters Total Workplace Population in brackets, for example Cardiff (214,700)

Live birth rates: Cardiff

The General Fertility Rate (GFR) is the number of live births per 1,000 women aged 15 to 44. The GFRs have been calculated using mid-2014 population estimates.

Year	Live births	General Fertility Rate
2015	4,540	54.6
2014	4,606	55.8
2013	4,624	56.0

Disabilities and Special Educational Needs

The table below contains data collected in the school census 2015/16¹¹: Pupils with special educational needs by type of provision

All pupils with Special Educational Needs					All pupils with Special Educational Needs
Statemented	Total number of pupils with Special Educational Needs but no Statement of SEN			Total number of pupils with Special Educational Needs but no Statement of SEN	
	School Action	School Action Plus	Statutory Assessment		
1,596	6,778	3,031	-	9,809	11,405

¹¹ <https://stats.wales.gov.wales/Catalogue/Education-and-Skills/Schools-and-Teachers/Schools-Census/Pupil-Level-Annual-School-Census/Special-Educational-Needs/pupilssen-by-localauthorityregion-provision>

The following tables show numbers of children by SEN Statement, SEN School Action and SEN School Action Plus by school and Neighbourhood Management Area

Cardiff North		Total Pupils	Total SEN Statement	Total SEN School Action	Total SEN School Action +
Cardiff North	All Saints C.W Primary School	198	1	27	7
Cardiff North	Birchgrove Primary School	411	2	27	19
Cardiff North	Bryn Celyn Primary School	182	1	46	22
Cardiff North	Christ The King R.C Primary School	232	4	8	5
Cardiff North	Coed Glas Primary School	591	15	75	14
Cardiff North	Glyncoed Primary School	418	11	41	22
Cardiff North	Howardian Primary School	87	1	0	0
Cardiff North	Lakeside Primary School	521	8	51	21
Cardiff North	Llanedeyrn Primary School	399	31	20	28
Cardiff North	Llanishen Fach Primary School	513	23	49	14
Cardiff North	Llysfaen Primary School	454	8	15	9
Cardiff North	Marlborough Primary School	532	24	28	2
Cardiff North	Pontprennau Primary School	111	0	1	9
Cardiff North	Rhiwbeina Primary School	702	11	48	15
Cardiff North	Rhydypenau Primary School	528	5	70	8
Cardiff North	Springwood Primary School	218	14	29	21
Cardiff North	St Bernadette's R.C Primary School	263	4	19	10
Cardiff North	St David's C.W Primary School	245	5	43	14
Cardiff North	St Philip Evans R.C Primary School	385	0	43	9
Cardiff North	Thornhill Primary School	461	2	24	9
Cardiff North	Ton-Yr-Ywen Primary School	523	6	29	13
Cardiff North	Ysgol Gynradd Gymraeg Pen-y-Groes	101	0	18	4
Cardiff North	Ysgol Y Berllan Deg	459	1	67	22
Cardiff North	Ysgol Y Wern	536	3	39	8

Cardiff North		Total Pupils	Total SEN Statement	Total SEN School Action	Total SEN School Action +
Cardiff North	Cardiff High School	1627	41	98	40
Cardiff North	Corpus Christi R.C High School	1047	20	95	57
Cardiff North	Llanishen High School	1546	54	263	62
Cardiff North	St Teilo's C.W High School	1474	34	144	91
Cardiff North	Ysgol Gyfun Gymraeg Bro Eder	378	1	60	34
Cardiff North	Greenhill School	47	47	0	0
Cardiff North	The Court School	32	32	0	0
Cardiff North	The Hollies School	83	83	0	0
Totals		15,304	492	1,477	589
% of all pupils		16.7%			

Cardiff East		Total Pupils	Total SEN Statement	Total SEN School Action	Total SEN School Action +
Cardiff East	Bishop Childs C.W Primary School	208	2	18	9
Cardiff East	Bryn Hafod Primary School	345	12	54	36
Cardiff East	Glan-Yr-Afon Primary School	197	3	34	16
Cardiff East	Greenway Primary School	236	0	70	12
Cardiff East	Meadowlane Primary School	322	8	86	28
Cardiff East	Oakfield Primary School	438	7	95	19
Cardiff East	Pen-Y-Bryn Primary School	242	3	22	15
Cardiff East	Rumney Primary School	504	3	52	53
Cardiff East	St Cadoc's Catholic Primary School	301	4	42	12
Cardiff East	St John Lloyd R.C Primary School	336	1	70	25
Cardiff East	St Mellons C.W Primary School	110	1	9	5
Cardiff East	Trowbridge Primary School	218	2	39	16
Cardiff East	Willowbrook Primary School	441	3	40	33

Cardiff East		Total Pupils	Total SEN Statement	Total SEN School Action	Total SEN School Action +
Cardiff East	Ysgol Bro Eirwg	459	2	57	11
Cardiff East	Ysgol Pen Y Pil	199	1	26	2
Cardiff East	Eastern High	756	15	191	115
Cardiff East	St Illtyd's Catholic High School	846	33	157	94
Totals		6,158	100	1,062	501
% of all pupils (no.)					27.0% (1,663)

Cardiff South East		Total Pupils	Total SEN Statement	Total SEN School Action	Total SEN School Action +
Cardiff South East	Tremorfa Nursery School	80	1	9	2
Cardiff South East	Adamsdown Primary School	336	0	49	20
Cardiff South East	Albany Primary School	457	4	79	28
Cardiff South East	Allensbank Primary School	303	21	51	17
Cardiff South East	Baden Powell Primary School	420	3	56	41
Cardiff South East	Gladstone Primary School	238	0	25	12
Cardiff South East	Moorland Primary School	461	7	86	57
Cardiff South East	Roath Park Primary School	483	7	46	26
Cardiff South East	St Alban's R.C Primary School	174	3	29	4
Cardiff South East	St Joseph's R.C Primary School	220	2	21	6
Cardiff South East	St Monica's C.W Primary School	139	5	15	5
Cardiff South East	St Peter's R.C Primary School	567	5	43	49
Cardiff South East	Stacey Primary School	229	2	16	10
Cardiff South East	Tredegaville C.W Primary School	242	3	57	28
Cardiff South East	Ysgol Glan Morfa	214	1	30	23
Cardiff South East	Ysgol Mynydd Bychan	257	1	56	11
Cardiff South East	Cathays High School	826	28	166	43
Cardiff South East	Willows High School	539	13	175	61
Totals		6,185	106	1,009	443
% of all pupils (no.)					25.2% (1,558)

Cardiff City and South		Total Pupils	Total SEN Statement	Total SEN School Action	Total SEN School Action +
C&Cardiff South	Grangetown Nursery School	140	0	0	2
C&Cardiff South	Grangetown Primary School	405	9	59	33
C&Cardiff South	Mount Stuart Primary School	449	7	39	33
C&Cardiff South	Ninian Park Primary School	548	2	62	37
C&Cardiff South	St Cuthbert's R.C Primary School	135	0	10	4
C&Cardiff South	St Mary The Virgin C.W Primary School	228	5	70	15
C&Cardiff South	St Patrick's R.C Primary School	300	3	39	24
C&Cardiff South	St Paul's C.W Primary School	209	4	12	6
C&Cardiff South	Trelai Primary School	430	12	59	36
Totals		2,844	42	350	190
% of all pupils					20.5% (582)

Cardiff South West		Total Pupils	Total SEN Statement	Total SEN School Action	Total SEN School Action +
Cardiff South West	Ely and Caerau Childrens Centre	95	1	12	5
Cardiff South West	Herbert Thompson Primary School	496	5	115	60
Cardiff South West	Hywel Dda Primary School	455	5	87	53
Cardiff South West	Kitchener Primary School	480	3	65	13
Cardiff South West	Lansdowne Primary School	487	4	70	21
Cardiff South West	Millbank Primary School	241	3	46	22
Cardiff South West	Pencaerau Primary School	277	4	43	15
Cardiff South West	Radnor Primary School	329	5	53	11
Cardiff South West	Severn Primary School	524	10	69	20
Cardiff South West	St Fagan's C.W Primary School	243	4	21	19

Cardiff South West		Total Pupils	Total SEN Statement	Total SEN School Action	Total SEN School Action +
Cardiff South West	St Francis RC Primary School	324	6	88	25
Cardiff South West	St Mary's Catholic Primary School	268	2	26	13
Cardiff South West	Windsor Clive Primary School	460	15	114	39
Cardiff South West	Ysgol Gymraeg Nant Caerau	226	1	54	19
Cardiff South West	Ysgol Gymraeg Pwll Coch	504	1	45	24
Cardiff South West	Ysgol Gymraeg Treganna	583	6	47	15
Cardiff South West	Fitzalan High School	1701	31	287	221
Cardiff South West	Glyn Derw High School	275	7	72	28
Cardiff South West	Mary Immaculate High School	698	11	156	71
Cardiff South West	Michaelston Community College	612	8	171	87
Cardiff South West	Riverbank School	70	70	0	0
Cardiff South West	Ty Gwyn School	170	168	0	2
Cardiff South West	Woodlands High School	128	128	0	0
Totals		9,646	498	1,641	783
% of all pupils					30.3% (2,992)

Cardiff South West		Total Pupils	Total SEN Statement	Total SEN School Action	Total SEN School Action +
Cardiff West	Bryn Deri Primary School	269	6	16	5
Cardiff West	Coryton Primary School	238	4	19	10
Cardiff West	Creigiau Primary School	424	3	42	14
Cardiff West	Danescourt Primary School	404	4	64	14
Cardiff West	Fairwater Primary School	216	12	33	30
Cardiff West	Gabalfa Primary School	279	5	27	22
Cardiff West	Hawthorn Primary School	263	3	33	7
Cardiff South West		Total Pupils	Total SEN Statement	Total SEN School Action	Total SEN School Action +

Cardiff West	Holy Family R.C Primary School	106	1	14	2
Cardiff West	Llandaff C.W. Primary School	420	1	31	1
Cardiff West	Pentreban Primary School	224	24	10	3
Cardiff West	Pentyrch Primary School	133	3	6	1
Cardiff West	Peter Lea Primary School	405	4	56	13
Cardiff West	Radyr Primary School	416	5	21	5
Cardiff West	Tongwynlais Primary School	229	2	20	7
Cardiff West	Whitchurch Primary School	707	8	73	20
Cardiff West	Ysgol Glan Ceubal	83	0	5	4
Cardiff West	Ysgol Gymraeg Coed-Y-Gof	352	7	61	18
Cardiff West	Ysgol Gymraeg Melin Gruffydd	475	4	29	9
Cardiff West	Ysgol Gynradd Gwaelod Y Garth Primary	268	2	40	6
Cardiff West	Ysgol Pencae	208	1	18	6
Cardiff West	Cantonian High School	492	54	66	61
Cardiff West	Radyr Comprehensive School	1328	26	84	40
Cardiff West	The Bishop Of Llandaff C.W High School	1227	65	77	36
Cardiff West	Whitchurch High School	2202	74	176	99
Cardiff West	Ysgol Gyfun Gymraeg Glantaf	1165	14	124	57
Cardiff West	Ysgol Gyfun Gymraeg Plasmawr	1082	5	93	35
Cardiff West	Meadowbank School	22	22	0	0
Totals		13,637	359	1,238	525
% of all pupils					15.5% (2,122)

Distribution of Children with SEN

The distribution of children of primary school age with a SEN statement, or subject to School Action or School Action Plus varies considerably across the NMAs, from 15.5% in Cardiff West to 30.3% in Cardiff South. The percentage of pupils with identified SEN is far higher than the percentage accessing childcare.

Disability Index

The Cardiff and Vale Disability index is a database held and maintained jointly across the Cardiff and Vale of Glamorgan local authorities. Parents with a child (under 18) with a disability are invited to register on the database and are provided with; information relevant to their child/rens condition, a quarterly newsletter, and the option to contribute to the shaping and planning of future services.

As of the 21st of February 2017, Cardiff entries on the database were as below:

- 102 families
- 104 children registered

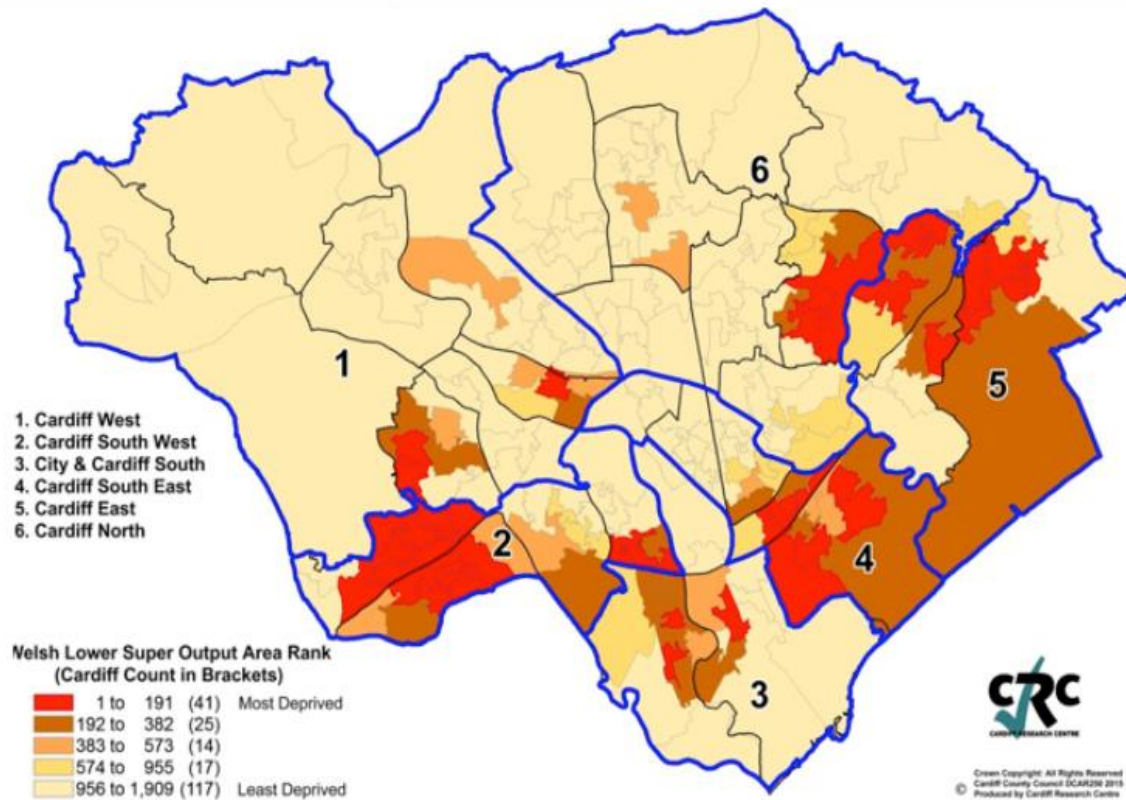
Primary Reason for Registration:

Autistic Spectrum Disorder	31
Behavioural/Emotional Difficulties	4
Developmental Delay	22
Learning Disability	30
Physical Disability/Chronic Illness	11
Speech/Language Difficulties	2
Other	4
Total	104

Deprivation

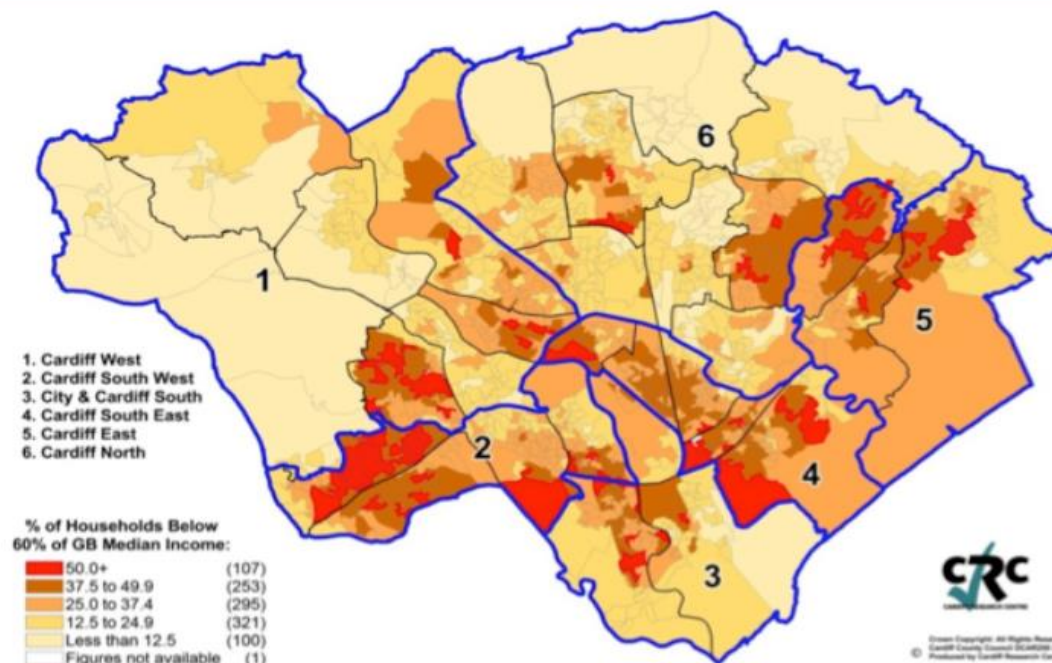
The map below shows Income Domain Ranks in Cardiff, overlaid with the Neighbourhood Management Area boundaries

The 2014 WIMD Income Domain Ranks in Cardiff



The map below shows the % of households below 60% of the Great Britain Median Income by Output Area, 2015, overlaid with Neighbourhood Management Areas

% of Households Below 60% of Great Britain Median Income by Output Area, 2015



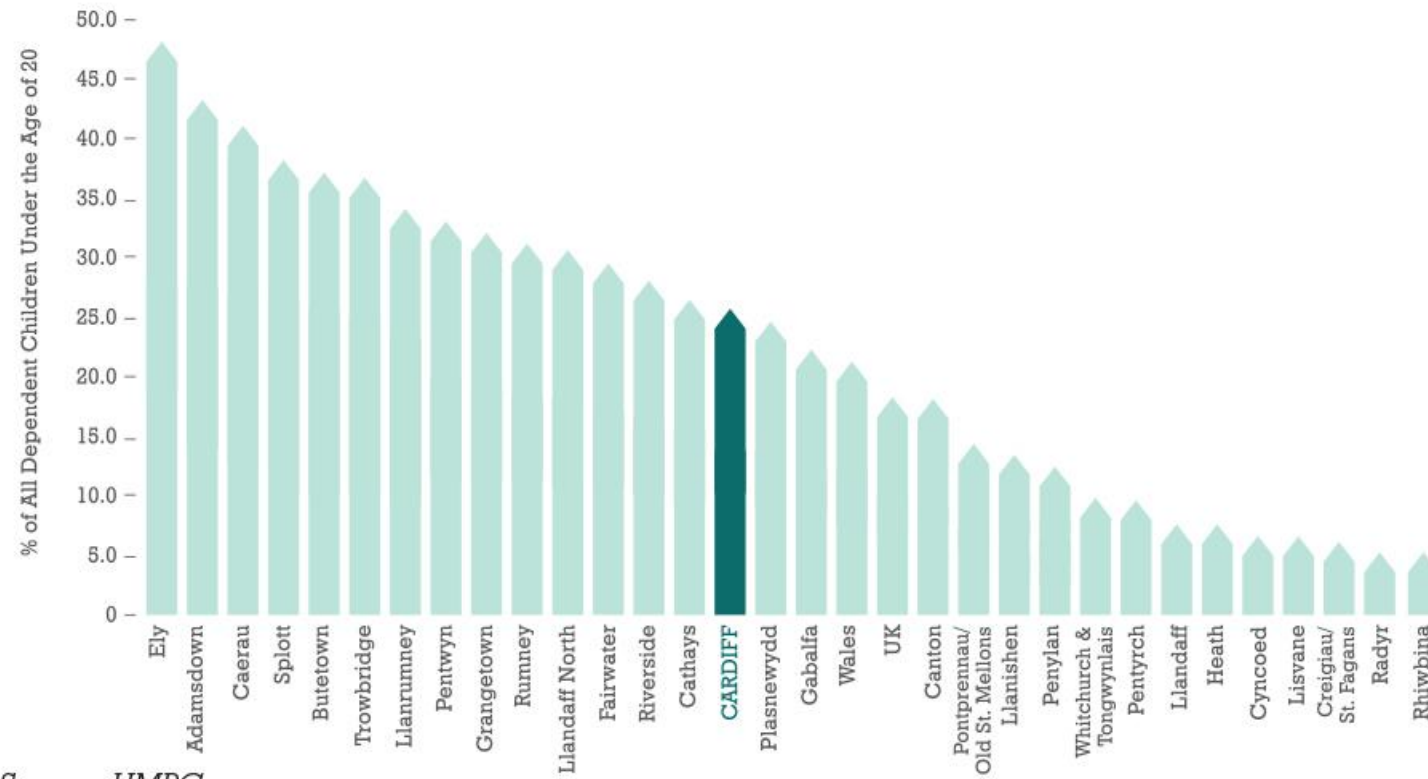
Source: CACI Paycheck 2015

Children in workless households

Cardiff is just below the Wales average in terms of number of workless households. However, 16% of dependent children aged 15 and under are living in households that rely on benefits. In-work poverty is also a growing issue. Over a quarter of children under the age of 20 in the city are living in low-income families.

Relative to other major UK cities, Cardiff is a mid-table performer. The percentage of children living in low-income households is significantly higher in some of England's larger cities, such as Birmingham and Manchester. The distribution of children in low-income families across Cardiff at the end of August 2014 can be seen below. It ranges from just 5.2% in Rhiwbina to 47.5% in Ely.

% of All Dependent Children Under the Age of 20 Living in Low-Income Families, 31st Aug 2014



Source: HMRC

WIMD – Child Deprivation

The following information was taken from the Area Analysis of Child Deprivation 2014 (WIMD Indicators 2014) ¹²

- Cardiff has at least 1 of its LSOAs in the top 10 most deprived LSOAs for each indicator. Within Cardiff the Cathays area appears in 4 of the 6 indicators' top 10 lists, and specifically the LSOAs Cathays 5, 6 and 9 each appear in 2 indicators' top 10 lists.
- The Cardiff Local Authority has 9 of the 10 most deprived LSOAs for child overcrowding, with three neighbouring LSOAs in Butetown and four other neighbouring LSOAs (Cathays 9, Cathays 6, Cathays 7 and Plasnewydd 4).
- The Local Authority with the highest proportion of LSOAs in the most deprived 10% in Wales for this indicator was Cardiff (20.1 per cent)

Table showing the % of LSOAs with the highest rates of children in households in income deprivation indicator

Local authority	Number of LSOAs in local authority	% LSOAs with the 10% highest rates (46 - 99%)	% LSOAs with the 20% highest Rates (37 - 99%)	% LSOAs with the 30% highest rates (31 - 99%)	% LSOAs with the 50% highest rates (22 - 99%)
Cardiff	214	20.1	33.2	42.5	52.3
Wales	1909	10.0	20.0	30.0	50.0

¹² <http://gov.wales/docs/statistics/2015/151201-wimd-2014-area-analysis-child-deprivation-2014-en.pdf>

Household Types with Dependent Children

Household Types with Dependent Children	Cardiff	Wales
All households (number)	142,557	1,302,676
No adults in employment: dependent children	5.2%	4.6%
All Lone Parents (number)	10,881	97,524
Lone parents in part time employment	32.3%	33.5%
Lone parents in full time employment	21.7%	25.0%
Male Lone Parents	868	10,132
Male lone parents in part time employment	15.7%	14.5%
Male lone parents in full time employment	43.0%	49.8%
Male lone parents not in employment	41.4%	35.7%
Female Lone Parents	10,013	87,392
Female lone parents in part time employment	33.8%	35.7%
Female lone parents in full time employment	19.9%	22.1%
Female lone parents not in employment	46.3%	42.2%

The table above uses data from the 2011 Census. It is interesting to note that there is an approximately similar number of female lone parents in Cardiff as there are male lone parents across Wales.

Number of families from ethnic minority backgrounds

The data below has been drawn from 2011 Census Key and Quick Statistics Profile. Please note that this data relates to Individuals and not specifically 'families' as in the heading.

Total Usual residents	Cardiff	Wales
	%	%
White	84.7	95.6
British	80.3	93.2
Irish	0.7	0.5
Gypsy or Irish Traveller	0.2	0.1
Other White	3.5	1.8
Mixed Ethnicity	2.9	1.0
White and Black Caribbean	1.1.	0.4
White and Black African	0.5	0.1
White and Asian	0.7	0.3
Other mixed	0.6	0.2
Asian	8.0	2.2
Indian	2.3	0.6
Pakistani	1.8	0.4
Bangladeshi	1.4	0.3
Chinese	1.2	0.4
Other Asian	1.3	0.5
Black	2.4	0.6
African	1.5	0.4
Caribbean	0.4	0.1
Other Black	0.5	0.1
Other Ethnic Groups	2.0	0.5
Arab	1.4	0.3
Other Ethnic Groups	0.6	0.2
Total	100.0	100.0

2012 Live Births by Country of Birth of Mother and Area of Usual Residence

The Office for National Statistics (ONS) has recently published a statistical profile of the country of birth and usual area of residence for birth mothers in the calendar year 2012. The figures highlight that more than 25.72% of live births in Cardiff were to mothers born outside the UK, but were resident in the capital city at the time of birth. This equates to 1,211 live births out of a Cardiff 4,709 for the year 2012. The England & Wales average number of live births to mothers born outside the UK was slightly higher at 25.91%, meanwhile the Wales average was significantly lower at 10.73%.

These statistics do not relate to asylum seekers or refugees, but all mothers by country of birth and area of usual residence at the time of birth. However, it can be safely inferred that a proportion of the live births to mothers born outside the UK, particularly, but not exclusively, in the 'Middle-East & Asia' and 'Africa' will be, or will have been, asylum seekers or refugees.

Area of Usual Residence of Mother	Mother Born Within the UK	Total Mothers Born Outside UK	EU & New EU	Rest of Europe (non EU)	Middle East and Asia	Africa	Rest of World
Cardiff	74.28	25.72	6.35	0.57	11.83	5.73	1.23
Wales	89.27	10.73	4.23	0.41	3.91	1.48	0.70

Number of Welsh language speakers and learners

The city has also seen a significant increase in the number and percentage of Welsh speakers, with numbers doubling in the 20 years between the 1991 and 2011 censuses. The 2011 census statistics indicate that 16.2% of the population of Cardiff have one or more skills in the Welsh language (ability to read, write or/and understand Welsh), and 36,735 or 11.1% of the county's population are Welsh speakers.

As the city grows the aim of the Bilingual Cardiff draft strategy ¹³ is to increase both the number and percentage of Welsh speakers and learners in Cardiff. Cardiff Council fully supports and shares the Welsh Government's vision for a million Welsh speakers by 2050. In order for Cardiff to play its part in achieving this vision, we would need to increase the number of Welsh speakers (aged 3+) in Cardiff by 15.9% from 36,735 (2011 Census) to 42,584 (2021 Census).

¹³ <https://www.cardiff.gov.uk/ENG/Your-Council/Strategies-plans-and-policies/Bilingual-Cardiff/Documents/draft%20strategy/Draft%20Bilingual%20Cardiff%20Strategy.pdf>

Comparison in the number and percentage of Welsh speakers* between 1991 and 2011

(*having one or more skills in the Welsh language - ability to read, write or/and understand Welsh)

Year of Census	1991	2001	2011
Number (%)	18,071 (6.6%)	32,504 (11%)	36,735 (11.1%)

- 16.2% of the population of Cardiff have one or more skills in the Welsh language (ability to read, write or/and understand Welsh).
- 36,735 or 11.1% of the county's population are fluent Welsh speakers.
- For the 5-15 year age group, which corresponds to the statutory school age band, the proportion of Cardiff's residents able to speak Welsh has increased from 7.5% in 1981 to 12.7% in 1991 and 24.5% in 2001. By 2011, this figure had increased to 26.7%.

The increase since 1991 in people able to speak Welsh (in Wales as a whole) is largely associated with children being taught the language in school.

Such a growth reflects individually and jointly two well documented trends. Firstly, the last quarter century has seen a significant migration to Cardiff from predominantly Welsh speaking areas of Wales as a result of the establishment of Welsh language media services and public administration in the capital city.

Secondly, it reflects the committed practices and policies towards Welsh medium education in primary and secondary schools in Cardiff.

The city has currently three Welsh medium secondary schools, fifteen primary schools and two Welsh medium units. There are approximately 4,700 pupils in attendance at primary level and over 2,350 at secondary level.

5. Overview – Childcare Types, Services and Places

Given the SASS response rate and the greater level of information held by the FIS and Childcare Business Support Officers (CBSO), the following sections draw on both sources of data and notation is included to identify the source of data

5.1 Number of Childcare Providers & Type of Services (Registered and Unregistered/ Approved)

NB: Unless otherwise noted, data is taken from the SASS

Childcare Type	Registered	Unregistered/ Approved)	Childcare Services Offered	Registered	Unregistered/ Approved
Childminder	281 (CBSO) 259 (FIS) 204 (SASS)		Full day care throughout the year	144 (Full day care + holiday)	
			Half day care throughout the year	116	
			Before school	173	
			After school	190	
			Wrap Around	136	
			Holiday Provision	153	
			Other	9	
Day Care					
Full Day Care	60 (CBSO) 59 (Day Nurseries – FIS) 50 (SASS)	1 (CBSO)	Full day nursery throughout the year	17	
			Half day nursery throughout the year	11	
			Before school	9	
			Morning Playgroup/ Cylch Meithrin	2	
			Afternoon Playgroup/ Cylch Meithrin	2	
			After school	11	
			Wrap Around	26	
			Lunch	14	

Childcare Type	Registered	Unregistered/ Approved)	Childcare Services Offered	Registered	Unregistered/ Approved
			Holiday Provision	17	
			Crèche	0	
			Other	1	
Sessional Day Care	60 (CBSO) 57 (FIS) 50 (SASS)		Morning Playgroup/ Cylch Meithrin	Column K SASS blank	
			Afternoon Playgroup/ Cylch Meithrin NB: responses in column AA	16(SASS)	
			Wrap Around	Column O SASS blank	
			Lunch	Column W SASS blank	
			Other	6	
Crèches	1 (CBSO) 6 (FIS) 3 (SASS)	2(FIS)	Operates Full Day	0	1
			Operates Mornings	Column K SASS blank	
			Operates Afternoons	Column L SASS blank	
			Holiday Provision	0	
			Other	1 (but notes, "not currently running")	
Out of School Care	77 (CBSO) 41 (FIS) 30 (SASS)	8 FIS/CBSO	Before School	5	
			After School	16	7
			Holiday Provision	6	1
			Playscheme sessions	0	
			Other	0	
Open Access Play Provision	7 (CBSO) 6 (FIS)		Before School	No data on SASS	

Childcare Type	Registered	Unregistered/ Approved)	Childcare Services Offered	Registered	Unregistered/ Approved
	0 (SASS)		After School	No data on SASS	
			Holiday Provision	No data on SASS	
			Playscheme sessions	No data on SASS	
			Other	No data on SASS	
Nanny	0 (SASS) 2 (Parental Survey)		Full day care throughout the year		
			Half day care throughout the year		
			Before school		
			After school		
			Wrap around a part time Early Education placement, e.g. playgroup or school nursery		
			Holiday provision in the school holidays		
			Other		
TOTAL	494 (CBSO) 428 (FIS) 337 (SASS)				

Geographical Distribution of Childcare Providers & Services provided (Registered and Excepted/ Approved)

In the table below, the data reflects the SASS data as interpreted by respondents. For example, as well as identifying After School Clubs in the literal sense, the table also shows the number of childcare places provided during after school by full day care and childminders, as this more accurately reflects the provision available.

This approach allows validating the sum of the numbers from each NMA back to the total number of providers in each category held on the original SASS spreadsheet. This is with a caveat that the SASS data is neither complete nor fully consistent. Taking this approach allows some degree of confidence in the internal accuracy of some of the numerical data.

Geographical Distribution of Childcare Providers & Services provided (Registered and Excepted/ Approved)

	Cardiff North	Cardiff East	Cardiff South East	Cardiff City & South	Cardiff South West	Cardiff West	Cardiff
Total providers	118	35	33	13	52	86	337
Childminders	76	23	13	6	31	55	204
Day Nurseries	18	1	10	3	7	11	50
Playgroups	12	9	6	4	9	10	50
Wrap Arouns*	67 (9 full day care, 58 childminders)	16 (1 full day care, 15 childminders)	14 (5 full day care, 9 childminders)	5 (2 full day care, 3 childminders)	21 (4 full day care, 17 childminders)	39 (5 full day care, 34 childminders)	162
After School Clubs**	84 (7 out of school, 3 full day care, 74 childminders)	23 (1 full day care, 22 childminders)	14 (1 full day care, 1 out of school, 12 childminders)	7 (1 full day care, 6 childminders)	30 (3 out of school, 2 full day care, 25 childminders)	59 (5 out of school, 3 full day care, 51 childminders)	217
Breakfast Clubs**	77 (3 full day care, 4 out of school, 70 childminders)	20 (1 full day care, 19 childminders)	13 (1 full day care, 12 childminders)	4 (1 full day care, 3 childminders)	26 (1 full day care, 25 childminders)	47 (2 full day care, 1 out of school, 44 childminders)	187
Holiday Clubs****	62 (5 full day care, 57 childminders)	18 (1 full day care, 17 childminders)	14 (1 full day care, 13 childminders)	6 (1 full day care, 5 childminders)	25 (5 full day care, 20 childminders)	45 (4 full day care, 41 childminders)	170

	Cardiff North	Cardiff East	Cardiff South East	Cardiff City & South	Cardiff South West	Cardiff West	Cardiff
Early Years Education	1	1	3	2	2	4	13
Flying Start	3	8	2	4	10	2	29

* Includes childminders, full and sessional day care

** Includes childminders, full day care and out of school clubs

*** Includes childminders, full day care and out of school clubs, but NOT free breakfast clubs

**** Includes childminders, full and sessional day care

This approach means that some of the sub-totals when added up, are more than the total number of providers, as some providers may occur in multiple categories.

Language

The table below shows the breakdown of provision by main language as per responses recorded on the SASS return.

	Cardiff North		Cardiff East		Cardiff South East		Cardiff City & South		Cardiff South West		Cardiff West		Cardiff	
	English	Welsh	English	Welsh	English	Welsh	English	Welsh	English	Welsh	English	Welsh	English	Welsh
Total providers	111 Both - 2	5	32 Both - 1	2	28	5	11 Both - 1	1	44 Both - 2	6	78 Both - 2	6	304 Both - 8	25
Childminders	74 Both - 1	1	22 Both - 1	0	12	1	6	0	27 Both - 1	3	50 Both - 2	3	191 Both - 5	8
Day Nurseries	17	1	1	0	9	1	2 Both - 1	0	5 Both - 1	1	9	2	43 Both - 2	5
Playgroups	8 Both - 1	3	8	1	4	2	3	1	8	1	9	1	40 Both - 1	9
Wrap Around*	64 Both - 1	2	15 Both - 1	0	13	1	5	0	18 Both - 2	1	35 Both - 1	3	150 Both - 5	7
After School Clubs**	81 Both - 1	2	22 Both - 1	0	12	2	7	0	27 Both - 1	2	55 Both - 2	2	204 Both - 5	8
Breakfast Clubs**	74 Both - 1	2	19 Both - 1	0	13	0	4	0	23 Both - 1	2	44 Both - 1	1	177 Both - 5	5
Holiday Clubs****	60	2	19 Both - 1	0	13	1	6	0	22 Both - 1	2	43	2	161 Both - 2	7
Early Years Education	2	1	-	1	-	2	-	1	1	1	2	2	5	8
Flying Start	1 Both - 1	-	7	1	3	1	3	-	9	1	2	-	25 Both - 1	3

NB: The sum of the breakdown by childcare type is greater than the 'Total provider' figures as some providers appear in multiple categories

5.2. Childcare Places – Supply and Demand per Childcare Type

Registered Provision – Term Time

* Vacancies – uncertain if all providers have all consistently followed guidance, so data may be inaccurate

** Waiting list – as above, uncertain if all providers have all consistently followed guidance, so data may be inaccurate

*** Places required – the data is taken from the Parental Survey. The numbers relate to the number of *parents* indicating the type/timing of childcare they would need in the future. It does NOT indicate the number of children and therefore childcare places required

Childcare Type	Places as per registration	Term Time				
		Maximum Capacity of childcare places available daily # data from Q3.4 of SASS	Number of Children using service Data from 2.2 SASS	Number of Vacancies *	Number of children on Waiting List**	Number of childcare places required ***
Childminder	1,597 (CBSO) 1,593 (SASS)	1,756 Full time 639 Part time 1,037 Ad hoc 80	1,241	Full day care 286 Half day am 161 Half day pm 150 Before school 487 After school 448 Wrap around 82 Other 23	Autumn Term data used: Full time 9 Half time am 7 Half time pm 5 Before school 3 After school 4 Wrap around 4	Full day care 44 Half day care am 26 Half day care pm 23 Before school 34 After school 59 Wrap around 50 Holiday 30 Other 5
Day Care						
Full Day Nursery	2,880 (CBSO) 2,780 (SASS)	5,392 Full day 2,308 Half day am 1,094 Half day pm 1,066 Playgroup am 16 Playgroup pm 35 Before school 253 After school 279 Wrap around 241 Other 2 Lunch 98	4,624	Playgroup pm 9 Before school 219 After school 168 Wrap around 175 Full day nursery 2,143 Half day nursery am 1,034 Half day nursery pm 1,314 Other 176	Autumn Term data used: Full day 79 Half day am 11 After school 4	Full day 221 Half day am 50 Half day pm 24 Before school 48 After school 101 Playgroup/CM am 71 Playgroup/CM pm 30 Crèche 9 Wrap around 82 Lunch 10 Holiday 41 Other

Childcare Type	Places as per registration	Term Time	Childcare Type	Places as per registration	Term Time	Childcare Type
Sessional Day Care	1,540 (CBSO) 1,332 (SASS)	2,158 Wrap around 147 Other 8 Lunch 123 AM 1,131 PM 749	1,988	Wrap around 80 Lunch 96 Other 24 AM 268 PM 228	Autumn Term Wrap around 9	Half day am 83 Half day pm 30 Wrap around 33 Lunch 10 Other 1
Crèches	194 (CBSO) 62 (SASS)	68 AM 44 PM 24	35	AM 19 PM 14	-	Full day 23 Half day am 9 Half day pm 6 Other 3
Out of School Care	3,731 (CBSO) 1,378 (SASS)	Before school 231 After school 981 Other 20	2,245	Before school 190 After school 633	Autumn Term Before school 35 After school 159	Before school 111 After school 194 Holiday 160 Other 8
Open Access Play Provision	205 (CBSO) None registered (SASS)					
Nanny	NO INFORMATION AVAILABLE					

(Unregistered Provision) Excepted and Approved Provision – Term Time

Childcare Type	Term Time				
	Maximum Capacity of childcare places available daily	Number of Children using service	Number of Vacancies	Number of children on Waiting List	Number of childcare places required
Childminder	- ¹⁴	-	-	-	-
Day Care	-	-	-	-	-
Full Day Nursery	-	-	-	-	-
Sessional Day Care	-	-	-	-	-
Crèches	-	-	-	-	-
Out of School Care (FIS/CBSO)	7	170	-	-	-
Open Access Play Provision	-	-	-	-	-
Nanny	-	-	-	-	-

¹⁴ - = Unknown numbers as provision is unregistered

Registered Provision – School Holidays

* Vacancies – uncertain if all providers have all consistently followed guidance, so data may be inaccurate

** Waiting list – as above, uncertain if all providers have all consistently followed guidance, so data may be inaccurate

*** Places required – the data is taken from the Parental Survey. The numbers relate to the number of *parents* indicating the type/timing of childcare they would need in the future. It does NOT indicate the number of children and therefore childcare places required

+ No entries for registered holiday care on SASS return

Childcare Type	Places as per registration	Term Time				
		Maximum Capacity of childcare places available daily	Number of Children using service Data from 2.2 SASS	Number of Vacancies *	Number of children on Waiting List**	Number of childcare places required ***
Childminder	1,213	907	1,100	Holiday AM- 261 Holiday PM - 275	Full time Summer - 1 October - 1 Xmas - 1 Feb half term - 1 Easter - 1 May half term - 1	30
Day Care						
Full Day Nursery	991	846	1,551	Holiday AM - 85 Holiday PM - 88	0	41
Sessional Day Care	0	0	0	0	0	0
Crèches	0	0	0	0	0	0
Out of School Care ⁺	6 (FIS)	0	0	0	0	160
Open Access Play Provision	0	0	0	0	0	0
Nanny	0	0	0	0	0	0

(Unregistered) Excepted and Approved Provision – School Holidays

Childcare Type	Term Time				
	Maximum Capacity of childcare places available daily	Number of Children using service	Number of Vacancies	Number of children on Waiting List	Number of childcare places required
Childminder	0	0	0	0	0
Day Care	0	0	0	0	0
Full Day Nursery	0	0	0	0	0
Sessional Day Care	0	0	0	0	0
Crèches	0	0	0	0	0
Out of School Care	1	45	0	0	0
Open Access Play Provision	0	0	0	0	0
Nanny	0	0	0	0	0

Geographical Distribution of Childcare Places per Childcare Type – Supply and Demand – Term Time

* Out of School Care includes all providers who indicated they provide before or after school care – this is likely to lead to some double counting of providers who are childminders or full day care providers, as well as after school clubs.

This approach was taken to ensure a focus on ‘provision’, as opposed to ‘type of provision’. In the majority of the tables below, there are both vacancies and waiting lists identified for the differing types of childcare. This may be due to families booking future places to ensure access, even though the setting actually also has vacancies OR due to one or more setting being full (and therefore having a waiting list) whilst other have vacancies, due to parental preference.

Cardiff North

Childcare Type	Places as per registration	Term Time				
		Maximum Capacity of childcare places available daily (all services within type – for full break down see subsequent chapters according to type) # data from Q3.4 of SASS	Number of Children using service Data from 2.2 SASS (all services within type – for full break down see subsequent chapters according to type)	Number of Vacancies (by type/time)	Number of children on Waiting List (Autumn Term)	Number of childcare places required –
Childminder	586	1,021	672	Full time – 80 Half am – 46 Half pm – 45 Before – 209 After – 192 Wrap - 35	2?	Numbers given in Parental survey too small to be statistically significant, and not identified by geographical area
Day Care						
Full Day Nursery	883	1,851	1,432	Half pm – 7 Before – 18 After – 23 Wrap - 3	0	
Sessional Day Care	314	574	491	After – 31 Lunch - 39	16	
Crèches	11	22	0	-	-	
Out of School Care*	426	931	836	Before – 207 After - 167	70	
Open Access Play Provision	0	0	0	0	0	
Nanny	0	0	0	0	0	

Cardiff East

* Out of School Care includes all providers who indicated they provide before or after school care – may be double counting with providers who are childminders or full day care providers, as well as after school clubs. This approach was taken to ensure a focus on 'provision', as opposed to 'type of provision'

Childcare Type	Places as per registration	Term Time				
		Maximum Capacity of childcare places available daily (all services within type – for full break down see subsequent chapters according to type) # data from Q3.4 of SASS	Number of Children using service Data from 2.2 SASS (all services within type – for full break down see subsequent chapters according to type)	Number of Vacancies (all services within type – for full break down see subsequent chapters according to type)	Number of children on Waiting List (Autumn Term)	Number of childcare places required –
Childminder	173	251	127	Full time – 40 Half am – 26 Half pm – 24 Before – 40 After - 37	Full time – 2 Half am – 2 Half pm – 1 Before – 2 After - 3	Numbers given in Parental survey too small to be statistically significant, and not identified by geographical area
Day Care						
Full Day Nursery	80	297	98	Before – 48 After - 42	Morning - 8	
Sessional Day Care	233	432	343	Half am – 33 Half pm – 64	Morning - 8	
Crèches	-	-	-	-	-	
Out of School Care*	248	542	221	Before – 30 After - 28		
Open Access Play Provision	0	0	0	0	0	
Nanny	0	0	0	0	0	

Cardiff South East

* Out of School Care includes all providers who indicated they provide before or after school care – may be double counting with providers who are childminders or full day care providers, as well as after school clubs.

This approach was taken to ensure a focus on 'provision', as opposed to 'type of provision'

Childcare Type	Places as per registration	Term Time				
		Maximum Capacity of childcare places available daily (all services within type – for full break down see subsequent chapters according to type) Data from Q3.4 of SASS	Number of Children using service Data from 2.2 SASS (all services within type – for full break down see subsequent chapters according to type)	Number of Vacancies (all services within type – for full break down see subsequent chapters according to type)	Number of children on Waiting List (Autumn Term)	Number of childcare places required –
Childminder	97	130	105	Full time – 11 Half am – 12 Half pm – 8 Before – 24 After - 35	Full time – 1	Numbers given in Parental survey too small to be statistically significant, and not identified by geographical area
Day Care						
Full Day Nursery	589	1,050	745	0	Morning - 8	
Sessional Day Care	152	193	179	Half am – 32 Wrap – 2 Lunch - 2	Wrap - 9	
Crèches	31	10	10	Morning - 3 Afternoon - 3	Morning - 10 Afternoon - 10	
Out of School Care*	86	105	102	After – 23	0	
Open Access Play Provision	0	0	0	0	0	
Nanny	0	0	0	0	0	

Cardiff City and South

* Out of School Care includes all providers who indicated they provide before or after school care – may be double counting with providers who are childminders or full day care providers, as well as after school clubs.

This approach was taken to ensure a focus on 'provision', as opposed to 'type of provision'

Childcare Type	Places as per registration	Term Time				
		Maximum Capacity of childcare places available daily (all services within type – for full break down see subsequent chapters according to type) # data from Q3.4 of SASS	Number of Children using service Data from 2.2 SASS (all services within type – for full break down see subsequent chapters according to type)	Number of Vacancies (by type/time)	Number of children on Waiting List (Autumn Term)	Number of childcare places required –
Childminder	48	25	22	Full time – 4 Half pm – 1 Before – 6 After – 7	0	Numbers given in Parental survey too small to be statistically significant, and not identified by geographical area
Day Care						
Full Day Nursery	219	303	135	Before – 142 After – 77	0	
Sessional Day Care	134	196	88	0	0	
Crèches	0	0	0	0	0	
Out of School Care*	0	0	0	0	0	
Open Access Play Provision	0	0	0	0	0	
Nanny	0	0	0	0	0	

Cardiff South West

* Out of School Care includes all providers who indicated they provide before or after school care – may be double counting with providers who are childminders or full day care providers, as well as after school clubs.

This approach was taken to ensure a focus on 'provision', as opposed to 'type of provision'

Childcare Type	Places as per registration	Term Time				
		Maximum Capacity of childcare places available daily (all services within type – for full break down see subsequent chapters according to type) # data from Q3.4 of SASS	Number of Children using service Data from 2.2 SASS (all services within type – for full break down see subsequent chapters according to type)	Number of Vacancies (by type/time)	Number of children on Waiting List (Autumn Term)	Number of childcare places required –
Childminder	259	272	257	Full time – 59 Half am - 31 Half pm – 20 Before – 65 After – 54	Full time – 1 Half pm - 1 Before – 1 After – 1	Numbers given in Parental survey too small to be statistically significant, and not identified by geographical area
Day Care						
Full Day Nursery	529	1,097	886	Full time – 148 Half am –56 Half pm - 81 Before –11 After – 11 Wrap - 34	Full time – 6 Half am - 2	
Sessional Day Care	265	455	332	Half am –56 Half pm - 81 Wrap – 12 Lunch - 20	0	
Crèches	20	20	25	Morning - 5	0	
Out of School Care*	565	957	667	Morning - 69 After - 290	Before – 1 After – 1	
Open Access Play Provision	0	0	0	0	0	
Nanny	0	0	0	0	0	

Cardiff West

* Out of School Care includes all providers who indicated they provide before or after school care – may be double counting with providers who are childminders or full day care providers, as well as after school clubs. This approach was taken to ensure a focus on 'provision', as opposed to 'type of provision'. Therefore, the entry under Out of School Care may be the sum of Childminders and Full Day Care as well as out of school clubs

Childcare Type	Places as per registration	Term Time				Number of childcare places required –
		Maximum Capacity of childcare places available daily (all services within type – for full break down see subsequent chapters according to type) # data from Q3.4 of SASS	Number of Children using service Data from 2.2 SASS (all services within type – for full break down see subsequent chapters according to type)	Number of Vacancies (by type/time)	Number of children on Waiting List (Autumn Term)	
Childminder	240	669	344	Full day – 58 Half am - 19 Half pm - 27 Before - 114 After - 65 Wrap - 16	Full day – 4 Half am – 5 Half pm – 3 Wrap - 4	Numbers given in Parental survey too small to be statistically significant, and not identified by geographical area
Day Care						
Full Day Nursery	354	794	972	Full day – 42 Half am - 6 Half pm - 23 After - 15 Other - 81	Full day - 18	
Sessional Day Care	168	269	396	Half am - 37 Half pm - 85 Wrap - 35 Lunch - 34	Half am - 44	
Crèches	-	-	-	-	-	
Out of School Care*	392	947	765	Before - 135 After - 123	Before – 2 After - 19	
Open Access Play Provision	0	0	0	0	0	
Nanny	0	0	0	0	0	

Geographical Distribution of Childcare Places per Childcare Type – Supply and Demand – School Holidays

Cardiff North

* Out of School Care includes all providers who indicated they provide holiday care – may be double counting with providers who are childminders or full day care providers, as well as after school clubs. This approach was taken to ensure a focus on 'provision', as opposed to 'type of provision'. Therefore, the entry under Out of School Care may be the sum of Childminders and Full Day Care as well as out of school clubs

Childcare Type	Places as per registration	Holiday				
		Maximum Capacity of childcare places available daily (all services within type – for full break down see subsequent chapters according to type) # data from Q3.5 of SASS	Number of Children using service Data from 2.2 SASS (all services within type – for full break down see subsequent chapters according to type)	Number of Vacancies (by type/time)	Number of children on Waiting List (Autumn Term)	Number of childcare places required –
Childminder	442	316	372	Holiday am – 75 Holiday pm - 76	0	Numbers given in Parental survey too small to be statistically significant, and not identified by geographical area
Day Care						
Full Day Nursery	223	223	288	0	0	
Sessional Day Care	0	0	0	0	0	
Crèches	0	0	0	0	0	
Out of School Care*	0	0	0	0	0	
Open Access Play Provision	0	0	0	0	0	
Nanny	0	0	0	0	0	

Cardiff East

* Out of School Care includes all providers who indicated they provide holiday care – may be double counting with providers who are childminders or full day care providers, as well as after school clubs. This approach was taken to ensure a focus on 'provision', as opposed to 'type of provision'. Therefore, the entry under Out of School Care may be the sum of Childminders and Full Day Care as well as out of school clubs

Childcare Type	Places as per registration	Holiday				
		Maximum Capacity of childcare places available daily (all services within type – for full break down see subsequent chapters according to type) # data from Q3.5 of SASS	Number of Children using service Data from 2.2 SASS (all services within type – for full break down see subsequent chapters according to type)	Number of Vacancies (all services within type – for full break down see subsequent chapters according to type)	Number of children on Waiting List (Autumn Term)	Number of childcare places required –
Childminder	135	108	96	Holiday am – 30 Holiday pm - 28	0	Numbers given in Parental survey too small to be statistically significant, and not identified by geographical area
Day Care						
Full Day Nursery	80	45	98	0	0	
Sessional Day Care	0	0	0	0	0	
Crèches	0	0	0	0	0	
Out of School Care*	215	153	194	Holiday am – 30 Holiday pm - 28	0	
Open Access Play Provision	0	0	0	0	0	
Nanny	0	0	0	0	0	

Cardiff South East

* Out of School Care includes all providers who indicated they provide holiday care – may be double counting with providers who are childminders or full day care providers, as well as after school clubs. This approach was taken to ensure a focus on 'provision', as opposed to 'type of provision'. Therefore, the entry under Out of School Care may be the sum of Childminders and Full Day Care as well as out of school clubs

Childcare Type	Places as per registration	Holiday				
		Maximum Capacity of childcare places available daily (all services within type – for full break down see subsequent chapters according to type) Data from Q3.5 of SASS	Number of Children using service Data from 2.2 SASS (all services within type – for full break down see subsequent chapters according to type)	Number of Vacancies (all services within type – for full break down see subsequent chapters according to type)	Number of children on Waiting List (Autumn Term)	Number of childcare places required –
Childminder	97	90	105	Holiday am – 40 Holiday pm - 39	-	Numbers given in Parental survey too small to be statistically significant, and not identified by geographical area
Day Care						
Full Day Nursery	30	36	30	Holiday am – 60 Holiday pm – 61	-	
Sessional Day Care	-	-	-	-	-	
Crèches	-	-	-	-	-	
Out of School Care	127	104	141	-	-	
Open Access Play Provision	-	-	-	-	-	
Nanny	-	-	-	-	-	

Cardiff City and South

* Out of School Care includes all providers who indicated they provide holiday care – may be double counting with providers who are childminders or full day care providers, as well as after school clubs. This approach was taken to ensure a focus on 'provision', as opposed to 'type of provision'. Therefore, the entry under Out of School Care may be the sum of Childminders and Full Day Care as well as out of school clubs

Childcare Type	Places as per registration	Holiday				
		Maximum Capacity of childcare places available daily (all services within type – for full break down see subsequent chapters according to type) # data from Q3.5 of SASS	Number of Children using service Data from 2.2 SASS (all services within type – for full break down see subsequent chapters according to type)	Number of Vacancies (by type/time)	Number of children on Waiting List (Autumn Term)	Number of childcare places required –
Childminder	38	24	21	Holiday am – 8 Holiday pm - 8	-	Numbers given in Parental survey too small to be statistically significant, and not identified by geographical area
Day Care						
Full Day Nursery	105	32	135	Holiday am – 75 Holiday pm - 75	-	
Sessional Day Care	-	-	-	-	-	
Crèches	-	-	-	-	-	
Out of School Care*	143	52	156	Holiday am – 83 Holiday pm - 83		
Open Access Play Provision	-	-	-	-	-	
Nanny	-	-	-	-	-	

Cardiff South West

* Out of School Care includes all providers who indicated they provide holiday care – may be double counting with providers who are childminders or full day care providers, as well as after school clubs. This approach was taken to ensure a focus on 'provision', as opposed to 'type of provision'. Therefore, the entry under Out of School Care may be the sum of Childminders and Full Day Care as well as out of school clubs

Childcare Type	Places as per registration	Holiday				
		Maximum Capacity of childcare places available daily (all services within type – for full break down see subsequent chapters according to type) # data from Q3.5 of SASS	Number of Children using service Data from 2.2 SASS (all services within type – for full break down see subsequent chapters according to type)	Number of Vacancies (by type/time)	Number of children on Waiting List (Autumn Term)	Number of childcare places required –
Childminder	167	75	177	Holiday am – 12 Holiday pm – 12	-	Numbers given in Parental survey too small to be statistically significant, and not identified by geographical area
Day Care						
Full Day Nursery	413	413	656	Holiday am – 10 Holiday pm – 13	-	
Sessional Day Care	-	-	-	-	-	
Crèches	-	-	-	-	-	
Out of School Care	590	550	823	Holiday am – 53 Holiday pm – 52	-	
Open Access Play Provision	-	-	-	-	-	
Nanny	-	-	-	-	-	

Cardiff West

* Out of School Care includes all providers who indicated they provide holiday care – may be double counting with providers who are childminders or full day care providers, as well as after school clubs. This approach was taken to ensure a focus on ‘provision’, as opposed to ‘type of provision’. Therefore, the entry under Out of School Care may be the sum of Childminders and Full Day Care, as well as out of school clubs

Childcare Type	Places as per registration	Holiday				
		Maximum Capacity of childcare places available daily (all services within type – for full break down see subsequent chapters according to type) # data from Q3.5 of SASS	Number of Children using service Data from 2.2 SASS (all services within type – for full break down see subsequent chapters according to type)	Number of Vacancies (by type/time)	Number of children on Waiting List (Autumn Term)	Number of childcare places required –
Childminder	324	236	339	Holiday am – 65 Holiday pm – 85	-	Numbers given in Parental survey too small to be statistically significant, and not identified by geographical area
Day Care						
Full Day Nursery	140	103	338	-	-	
Sessional Day Care	-	-	-	-	-	
Crèches	-	-	-	-	-	
Out of School Care	464	339	677	Holiday am – 65 Holiday pm – 85	-	
Open Access Play Provision	-	-	-	-	-	
Nanny	-	-	-	-	-	

6. Supply of Childcare

6.1. Childminder

6.1.1. Analysis of Supply of Childcare Provision

Range of services provided

	Cardiff North	Cardiff East	Cardiff South East	Cardiff City & South	Cardiff South West	Cardiff West	Cardiff
Childminders	76	23	13	6	31	55	204
Full Day care	65	22	13	4	30	52	186
Half Day morning	49	16	13	3	19	33	133
Half day Afternoon	49	16	11	3	17	33	129
Before School	70	19	12	3	25	44	173
After School	74	22	12	6	25	51	190
Wrap Around	58	15	9	3	17	34	136
Holiday	57	17	13	5	20	41	153
Term time week end	1	1	-	2	3	5	12
Term time over night	3	-	-	-	1	-	4
Holiday week end	1	1	-	2	3	3	10
Holiday over night	3	-	-	-	1	-	3

Number and type of child places filled (full time, part time, ad-hoc)

	Cardiff North			Cardiff East			Cardiff South East			Cardiff City & South			Cardiff South West			Cardiff West			Cardiff		
Registered Places	586			173			97			48			259			430			1,593		
Number of children	541			127			105			22			227			439			1,461		
Childminders	FT	PT	Ad Hoc	FT	PT	Ad Hoc	FT	PT	Ad Hoc	FT	PT	Ad Hoc	FT	PT	Ad Hoc	FT	PT	Ad Hoc	FT	PT	Ad Hoc
Full Day care	62	84	15	16	22	2	6	23	2	5	5	-	27	31	-	49	89	3	165	254	22
Half Day morning	4	7	1	1	20	-	-	1	-	1	-	-	6	13	-	5	16	2	17	57	3
Half day Afternoon	7	13	-	7	10	-	-	1	-	-	3	-	4	12	-	3	14	2	21	53	2
Before School	83	104	5	14	9	1	19	7	-	2	-	-	22	49	3	13	44	-	153	213	9
After School	91	125	14	27	21	2	28	7	10	1	4	3	23	65	5	23	84	4	193	306	38
Wrap Around	26	29	1	2	4	2	2	14	-	-	1	-	6	2	2	5	22	-	41	72	5
Other	-	1	-	-	1	-	-	-	-	-	-	-	-	1	-	-	-	-	0	3	0
Holiday																					
May half term	65	80	31	31	37	11	18	36	8	4	9	2	30	55	1	61	98	11	209	315	64
Summer	56	97	31	29	39	12	22	36	8	4	10	2	41	74	6	73	102	15	225	358	74
October half term	61	82	32	29	38	12	18	35	8	4	7	2	36	55	3	27	99	12	175	316	69
Christmas	46	60	29	27	40	10	17	33	8	4	5	2	21	37	2	43	80	11	158	255	62
February half term	68	89	34	19	39	11	18	36	8	4	7	2	36	60	3	67	105	12	212	336	70
Easter	64	85	34	31	32	13	18	36	8	4	8	2	36	57	2	42	97	12	195	315	71

Childminders: Number of places filled by children who have special educational needs or who require specialist care due to a disability

	Cardiff North	Cardiff East	Cardiff South East	Cardiff City & South	Cardiff South West	Cardiff West
Registered Places	586	173	97	48	259	430
Number of children	541	127	105	22	227	439
ALN	17	4	14	1	15	10
Speech and language and communication difficulties	2	2	1	-	2	7
Specific learning (e.g. dyslexia, ADHD, dyspraxia)	-	1	-	-	3	1
Hearing difficulties	-	-	2	-	1	3
Learning difficulties (e.g. global developmental delay)	3	1	-	-	2	3
Visual difficulties	-	-	-	-	2	-
Emotional and behavioural difficulties	2	-	-	-	3	3
Physical	1	1	-	-	2	2
Medical condition	5	-	-	-	2	3
Other	-	1	-	1	1	1
Total Statement/Awaiting Assessment	13	6	3	1	18	23
Total	30	10	17	2	33	33
% of children with ALN, Statement or Awaiting Statement	5.5%	7.9%	16.2%	9.1%	14.5%	7.5%

Number of Welsh language places filled

	Cardiff North	Cardiff East	Cardiff South East	Cardiff City & South	Cardiff South West	Cardiff West	Total
Number of Childminders	1	0	1	0	3	3	8
Registered Places	10	-	6	-	26	30	72
Totals using Service							
Term time (SASS 3.4)- Highest number in range JQ - LO	7	-	4	-	11	11	33
Holiday (SASS 3.5) – Highest number in range LR - MI	4	-	8	-	7	5	24

Childminder: Vacancies and Waiting lists

The table below shows identified numbers of vacancies and any waiting list numbers – shown in brackets ()

	Cardiff North	Cardiff East	Cardiff South East	Cardiff City & South	Cardiff South West	Cardiff West	Total
Full Day	80 (Summer 1) (Autumn 1) (Spring 2)	40 (Summer 2) (Autumn 2) (Spring 1)	11	4	61 (Summer 2) (Autumn 1) (Spring 1)	58 (Summer 1) (Autumn 4) (Spring 3)	254 (Summer 6) (Autumn 8) (Spring 7)
Half Day a.m.	46	26 (Autumn 2)	12	-	33	19 (Autumn 5) (Spring 4)	136 (Autumn 7) (Spring 4)
Half Day p.m.	45	24 (Autumn 1)	8	1	24	27	129 (Autumn 1)
Before School	209	40 (Autumn 2)	24	6	69 (Summer 1) (Autumn 1) (Spring 1)	121	469 (Summer 1) (Autumn 3) (Spring 1)
After School	192	37 (Summer 3) (Autumn 3)	35	7	59 (Summer 1) (Autumn 1) (Spring 1)	65	395 (Summer 4) (Autumn 4) (Spring 1)
Wrap	35	21	-	-	3	16 (Summer 1) (Autumn 4) (Spring 1)	75 (Summer 1) (Autumn 4) (Spring 1)
Holiday Half day a.m.	75	30	40	8	43	15	211
Holiday Half day p.m.	76	28	39	8	39	35	225
Other						20	20

Opening times and the range of session lengths (including the number offering flexible childcare hours)

A range of approaches have been used by providers when completing the SASS returns. Responses were received in 12 and 24-hour clock formats; entries completed in a number of 'session' columns; some have completed information for each day of the week, some for only one. For these reasons the table below represents the best analysis possible of the data presented, but is unlikely to be 'fully accurate'. Data relating to care outside of working hours is taken from Section 3.2. of the SASS and is likely to be more robust.

Cardiff	39 did not complete Earliest opening – 6.00 am (1 setting) latest opening 9.30 pm Before 8.00 am - 103 term time, 72 during holiday After 6.00 pm – 32 term time, 30 holiday Overnight - 4 term time, 4 holiday Weekend – 12 term time, 10 holiday
Cardiff North	Earliest opening - 7.00 am (12 settings) Latest closing - 7.00 pm (1 setting) 36 open before 8.00 am term time, 22 holiday 22 open after 6.00 pm term time, 10 holiday Overnight care – 3 term time, 3 holiday Weekend care - 1 term time, 1 holidays
Cardiff East	Earliest opening – 7.00 am (5 settings) Latest closing – 7.00 pm (1 setting) 10 open before 8.00 am term time, 9 holiday 6 open after 6.00 pm term time, 6 holiday No overnight care Weekend care 1 term, 1 holiday
Cardiff South East	Earliest opening – 7.00 am (3 settings) Latest closing – 6.00 pm (5 settings) 8 open before 8.00 am term time, 6 holiday 2 open after 6.00 pm term time, 2 holiday No overnight care No weekend care
Cardiff City & South	Earliest opening - 7.15 am (1 setting) Latest closing – 7.00 pm (1 setting) 2 open before 8.00 am term time, 1 holiday 2 open after 6.00 pm term time, 2 holiday No overnight care Weekend care - 2 in term and 2 holiday
Cardiff South West	Earliest opening 6.00 am (1 setting)

	<p>Latest closing is 7.00 pm (1 setting)</p> <p>16 open before 8.00 am term time, 12 holiday</p> <p>4 open after 6.00 pm term time, 1 holiday</p> <p>Overnight care – 1 term time, 1 holiday</p> <p>Weekend care - 3 term time and 3 holiday</p>
Cardiff West	<p>Earliest opening – 7.00 am(4 settings)</p> <p>Latest closing - 6.30 pm (1 setting)</p> <p>31 open before 8.00 am term time, 22 holiday</p> <p>6 open after 6 pm term time, 7 holiday</p> <p>No overnight care</p> <p>Weekend care – 5 term, 3 holidays</p>

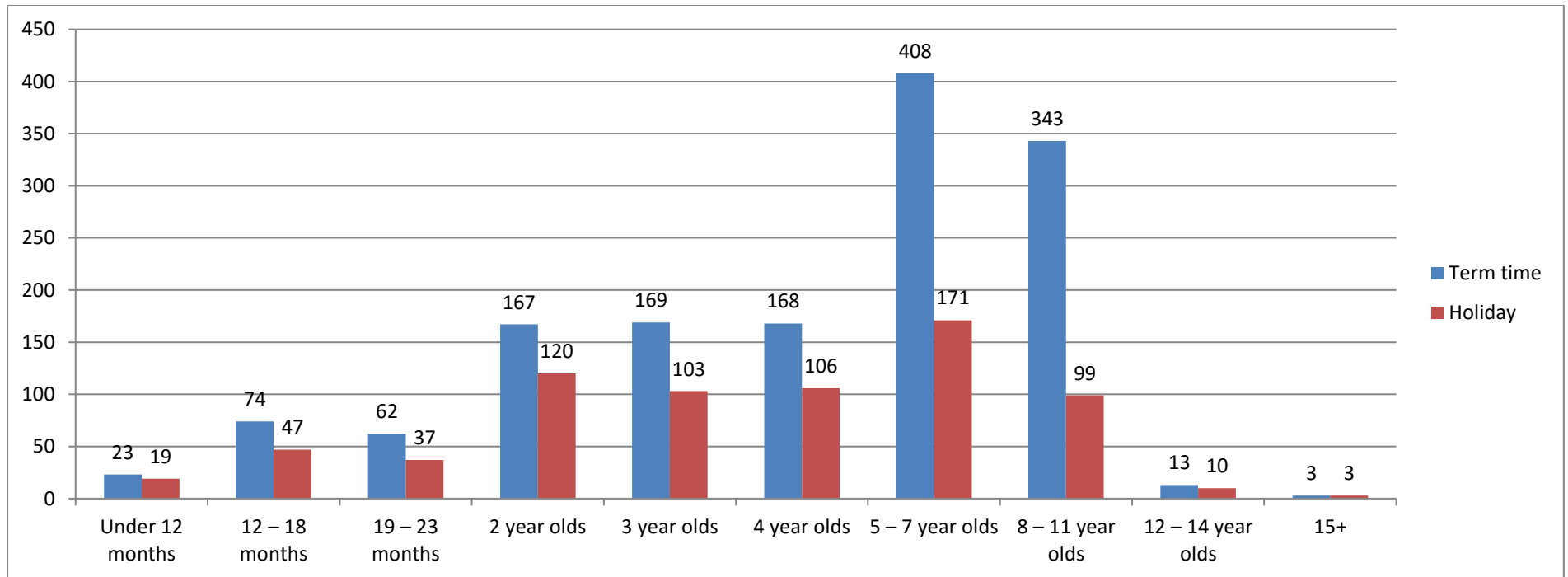
Age range of children

The table below shows numbers of children being cared for by childminder, by age and Neighbourhood Management Area

	Cardiff North		Cardiff East		Cardiff South East		Cardiff City & South		Cardiff South West		Cardiff West		Cardiff	
	Term time	Holidays	Term time	Holidays	Term time	Holidays	Term time	Holidays	Term time	Holidays	Term time	Holidays	Term time	Holidays
Under 12 months	4	3	5	5	1	0	0	0	5	4	8	7	23	19
12 – 18 months	25	12	6	4	7	5	3	2	12	10	21	14	74	47
19 – 23 months	25	17	5	2	5	2	0	1	9	4	18	11	62	37
2 year olds	51	33	14	15	16	16	6	5	25	18	55	33	167	120
3 year olds	56	32	11	5	13	10	1	0	20	15	68	41	169	103
4 year olds	56	35	19	14	10	9	5	4	25	14	53	30	168	106
5 – 7 year olds	162	55	31	14	30	18	5	2	66	39	114	43	408	171
8 – 11 year olds	135	32	30	13	21	16	3	2	58	21	96	15	343	99
12 – 14 year olds	7	6	2	0	0	1	0	0	2	2	2	1	13	10
15 +	1	1	0	0	0	0	0	0	2	2	0	0	3	3

Age range of children utilising childminding services by age.

The chart below shows the numbers of children utilising childminding services in the different age categories during term time and holidays across the whole of the local authority area.



Range of charges

Fees have been reported in both hourly and sessional rates. For Cardiff as whole, average rates have been identified where possible by calculating the average hourly rate based on responses from childminders who have provided hourly rate data. However, as noted below, it has not always been possible to differentiate between high hourly and low sessional rates.

Range of fees	
Cardiff	Full day: £3.43 - £5.00/hour (average £4.60); £30 - £60/day Half day: £3.50 - £6.50/hour (average £4.76); £13.20 - £45 /half day Before School: £4.00 - £17.50. Although this range clearly covers both hourly and sessional rates it is not possible to differentiate between a high hourly rate and a low sessional rate (E.g. a response of £6.00 may be either an hourly rate, or a sessional rate for one and half hours @ £4.00 per hour) After School: £4.00 - £20.00. Although this range clearly covers both hourly and sessional rates it is not possible to differentiate between a high hourly rate and a low sessional rate (E.g. a response of £9.00 may be either an hourly rate, or a sessional rate for one and half hours @ £6.00 per hour) Wrap around: £3.43 - £5.70/hour (average £4.72); £15 - £60/half day Holiday provision half day: £2.00 - £6.50 per hour (average £4.64); £13.20 - £47.50/half day
Cardiff North	Full day: £3.50 - £5.50/hour; £32 - £50/session Half day: £3.50 - £5.50/hour; £20 - £45/session Before school: £4.00 - £12.20 After school: £4.00 - £15.25 Wrap around: £3.75 - £5.50/hour; £15 - £45/session Holiday provision half day: £2.00 - £5.50/hour; £20 – £30/session
Cardiff East	Full day: £3.80 - £5.00/hour; £40 - £60/session Half day: £3.60 - £5.00/hour; £25 - £30/session Before school: £4.00 - £10.00 After school: £4.00 - £6.25 per hour; £15 - £20 session Wrap around: £4.00 - £5.00/hour; £35 - £60/session Holiday provision half day: £2.25 - £5.00/hour; £25 – £30/session
Cardiff South East	Full day: £5.00 - £5.50/hour; £30 - £58/session Half day: £5.00 - £6.50/hour; £15 - £27.50/session Before school: £5.00 - £10.00 After school: £5.00 - £15.00 Wrap around: £5.00/hour; £35/session Holiday provision half day: £5.00- £6.50/hour; £15 – £27.50/session

Cardiff City & South	Full day: £4.00 - £4.50/hour; £40 - £45/session Half day: £4.00 - £5.00/hour; £20 - £30/session Before school: £4.00 - £4.50 After school: £4.00 - £10.00 Wrap around: £4.50/hour Holiday provision half day: £4.50/hour; £20/session
Cardiff South West	Full day: £3.43 -£5.00/hour; £35 - £50/session Half day: £4.00 - £4.50/hour; £13.20 - £25/session Before school: £4.00 - £10.00 After school: £4.00 - £15.00 Wrap around: £3.43 - £5.00 Holiday provision half day: £3.43 - £5.00/hour; £13.20 - £25/session
Cardiff West	Full day: £4.00 - £5.50/hour; £35 - £55/session Half day: £4.00 - £6.00/hour; £18 - £40/session Before school: £4.00 - £17.50 After school: £4.00 - £20.00 Wrap around: £4.00 - £5.70/hour; £15.00 - £45.00 Holiday provision half day: £4.00 - £6.00/hour; £15.00 - £47.50

Sibling discount (as reported by respondents to SASS)

- One third off the price for a sibling.
- Depends on the hours the children do
- 25%
- 10% on part/full time contracts.
- First child pays full price siblings I take £1 off p/h
- 10%
- £4.50 per hour (50p reduction in cost)
- £4.50 for 1st child, £3 for 2nd child
- Depends on how many hours or days required
- Second sibling at £4.00 a hour
- 5% if first child is with me for a minimum of 2 full days
- Rate of £4.25 per hour is reduced to £4.00 an hour for sibling.
- Discount for 5-8yr olds in school hols

- £1.00 per hour reduction for elder child
- I charge half rate.
- £4.50 charged per hour for second child
- £10 off 2 x full day rate
- Depends on days and hours taken
- 10 per cent
- If 2 or 3 full time siblings, I offer a £5 off a day rate per child. So £35 each for the day not £40.
- Discount would only apply if both children were with me during a full day and at least 2/3 days.
- During school holidays I will offer two for £55.00 instead of £64.00
- £1 per hour discount for older child
- Dependant on number of hours of negotiated contracts.
- If I have a full time full day child in care, I would offer sibling discount rate of £4.75 p/h.
- I do an overall round down on their fees, depending on hours and days they are contracted for
- Two children before and after school for £25
- Daily discount £5.
Before and after school discount £2.50 per session.
- Twenty percent discount for siblings who are full time.
- 20% discount for siblings who are full time
- Cheapest child half price if attending on the same day
- £25 pound for 2nd sibling

6.1.2. Summary of key strengths and weaknesses

- Childminders are not evenly spread across the city, with the greatest number in Cardiff North (76), West (55) and South West (31), and fewer in Cardiff East (23), South East (13) and City and South (6).
- City and South, despite having the highest percentage of people in employment (75.6%), also has the highest percentage of long-term unemployed (38.6%) and the second highest percentage of people living in private rented housing (42.7).
- There are only eight childminders offering 72 places in Welsh, with none in Cardiff East or City and South. Of these places, 33 are used term time, and 24 during holidays.
- Childminders in all NMAs offered care from before 8.00 am, with a number opening from 6.00 am; all areas also had childminders operating after 6.00 pm, with five childminders (three in Cardiff North, one in Cardiff South West) offering overnight care. Twelve childminders offer weekend care term time and ten in the holidays, and four offer overnight care.
- The majority of children using childminders are aged 5 -11 (751 term time, 270 holidays), followed by 2 – 4 year olds (504 term time; 329 holidays)
- Vacancies were reported in most areas, for most times of operation, with the exceptions of half day am and wraparound in City and South (this is the NMA the lowest number of childminders = 6) and wraparound in Cardiff South East. However, it is not certain that all childminders consistently applied the guidance when calculating vacancies.
- The range of charges appear to vary dependent on the service offered with the hourly rates for before and after school appearing to be the most expensive, although this may be due to additional costs for collection or drop off being built in to total cost.
- The cost of full day care ranged from £30 - £60 per day. Many indicated they offered sibling discounts.
- Currently in Cardiff, no childminders are registered to provide early years education, but 153 offer wrap-around care to support access to early years education providers by other settings.
- As uptake of childcare places is currently much lower during holidays than term time, there is considerable capacity to meet likely demand for the holiday element of the 30 hour offer for 3 and 4 year olds, subject to parental preference.

6.2 Full Day Nursery

6.2.1. Analysis of Supply of Childcare Provision

Range of services provided

As can be seen from the table below, 4 of the 50 setting that responded to the SASS by identifying as providers of Full Daycare (Column I; Service Sub-type), have not also completed Column Q "Full Day Nursery".

	Cardiff North	Cardiff East	Cardiff South East	Cardiff City & South	Cardiff South West	Cardiff West	Cardiff
Number of Settings	18	1	10	3	7	11	50
Full Day care	17	1	10	3	6	9	46
Half Day morning	9	1	5	1	5	5	26
Half day Afternoon	8	1	5	1	5	5	25
Before School	3	1	1	1	1	2	9
After School	3	1	1	1	2	3	11
Wrap Around	9	1	5	2	4	5	26
Lunch	3	1	4	0	3	3	14
Holiday	5	1	1	1	5	4	17

Number and type of child places filled (full time, part time, ad-hoc)

	Cardiff North			Cardiff East			Cardiff South East			Cardiff City & South			Cardiff South West			Cardiff West			Cardiff		
Registered Places	883			80			589			219			529			480			2,780		
Number of children using service	1,421			98			745			270			886			972			4,392		
	FT	PT	Ad Hoc	FT	PT	Ad Hoc	FT	PT	Ad Hoc	FT	PT	Ad Hoc	FT	PT	Ad Hoc	FT	PT	Ad Hoc	FT	PT	Ad Hoc
Full Day care	93	863	5	7	64	1	78	532	1	27	87	6	18	512	1	40	574	-	263	2,632	14
Half Day morning	20	174	12	1	15	-	9	95	-	3	194	-	6	78	-	-	73	1	39	629	13
Half day Afternoon	6	72	-	-	4	1	2	80	-	4	137	1	3	27	-	14	28	2	29	348	4
Playgroup morning	-	-	-	-	-	-	-	-	-	-	-	-	15	1	-	-	-	-	15	1	-
Playgroup afternoon	-	12	-	-	-	-	-	-	-	-	-	-	13	1	-	-	-	-	13	13	-
Before School	1	43	-	-	1	-	-	-	-	2	16	-	1	4	-	-	5	-	4	69	-
After School	4	49	-	1	11	-	-	-	-	6	77	-	3	40	-	7	9	3	21	186	3
Wrap Around	14	59	-	-	-	-	-	21	-	-	34	-	25	17	2	4	44	-	43	175	2
Lunch	-	-	-	-	-	-	11	9	-	-	-	-	-	-	-	-	56	-	11	65	-
Other	-	-	5	-	-	-	-	-	-	-	-	-	22	1	1	1	1	1	23	2	7
Holiday																					
Summer	53	281	4	3	24	2	9	200	1	8	133	3	17	571	12	68	261	9	158	1,470	31
October half term	14	242	4	2	30	-	18	205	1	13	127	4	5	100	-	63	78	-	115	782	9
Christmas	8	109	4	5	13	-	5	74	1	17	169	7	5	100	-	63	78	-	103	543	12
February half term	12	255	4	2	22	-	15	226	1	14	148	2	5	100	-	63	78	-	111	829	7
Easter	12	252	4	3	21	-	27	230	1	13	143	4	5	100	-	63	78	-	123	824	9
May half term	13	257	4	4	24	-	15	227	4	14	142	4	5	100	-	63	78	-	114	828	12

Number of places filled by children who have special educational needs or who require specialist care due to a disability

	Cardiff North	Cardiff East	Cardiff South East	Cardiff City & South	Cardiff South West	Cardiff West
Registered Places	883	80	589	219	529	480
Number of children using service	1,421	98	745	270	886	972
ALN	24	2	5	7	30	22
Speech and language and communication difficulties	10	-	2	3	4	3
Specific learning (e.g. dyslexia, ADHD, dyspraxia)	-	-	-	-	3	1
Hearing difficulties	3	-	2	1	3	2
Learning difficulties (e.g. global developmental delay)	3	-	-	1	1	2
Visual difficulties	1	-	1	-	1	1
Emotional and behavioural difficulties	-	-	-	-	2	2
Physical	3	-	1	2	1	1
Medical condition	2	-	1	1	2	3
Other	1	-	-	-	1	-
Total Statement/Awaiting Assessment	13	6	3	1	18	23
Total	37	8	8	8	48	45
% of children with ALN, Statement or Awaiting Statement	2.6%	8.2%	1.1%	3.0%	5.4%	

Number of Welsh language places filled

	Cardiff North	Cardiff East	Cardiff South East	Cardiff City & South	Cardiff South West	Cardiff West	Total
Number of Settings	1	0	1	0*	1	2	5
Registered Places	51	-	44	-	55	97	247
Totals using Service							
Term time (SASS 3.4)- Highest number in range JQ - LO	35	-	45	-	1	54	135
Holiday (SASS 3.5) – Highest number in range LR - MI	33	-	38	-	166	180	417

Cardiff City & South* - One setting reported use of both languages

Vacancies and Waiting lists

The table below shows identified numbers of vacancies and any waiting list numbers – shown in brackets()

	Cardiff North	Cardiff East	Cardiff South East	Cardiff City & South	Cardiff South West	Cardiff West	Total
Full Day Nursery	529 (Summer 51) (Autumn 55) (Spring 52)	52	528	752*	148 (Summer 6) (Autumn 6) (Spring 6)	134	2,143 (Summer 57) (Autumn 61) (Spring 58)
Half Day Nursery am	214 (Summer 5) (Autumn 9) (Spring 6)	48	340	348	56 (Summer 2) (Autumn 2) (Spring 2)	28	1,034 (Summer 7) (Autumn 11) (Spring 8)
Half Day Nursery pm	306	47	386	406	81	88	1,314
Half Day Playgroup am	-	-	-	-	-	-	-
Half Day Playgroup pm	7	-	-	-	2	-	9
Before School	18	48	-	142	11	-	219
After School	23 (Autumn 4)	42	-	77	11	15	168 (Autumn 4)
Wrap	3	-	12	126	34	-	175
Lunch	-	-	-	-	-	-	-
Holiday Half day a.m.		-	60	75	10	-	145
Holiday Half day p.m.		-	61	75	13	-	149
Other	(Summer 2) (Autumn 5)	-	-	-	95	81	176 (Summer 2) (Autumn 5)

*NB: this is a larger number than the number of registered places

Opening times and the range of session lengths (including the number offering flexible childcare hours)

A range of approaches have been used by providers when completing the SASS returns. Responses were received in 12 and 24 hour clock formats; entries completed in a number of 'session' columns; some have completed information for each day of the week, some for only one. For these reasons the table below represents the best analysis possible of the data presented, but is unlikely to be 'fully accurate'. Data relating to care provided outside of working hours is taken from Section 3.2. of the SASS and is likely to be more robust.

Cardiff	9 did not complete opening/closing times Earliest opening – 7.00 am (4 setting) latest opening 18.30 pm Before 8.00 am - 21 term time, 18 during holiday After 6.00 pm – 5 term time, 5 holiday No overnight Weekend – 1 term time, 1 holiday
Cardiff North	Earliest opening – 7.00 am (3 setting) latest opening 18.30 pm (1 setting) Before 8.00 am - 11 term time, 9 during holiday After 6.00 pm – 2 term time, 2 holiday No overnight , no weekend
Cardiff East (only 1 setting)	Opening 8.00 am, closing 6.00 pm No overnight, no weekend
Cardiff South East	Earliest opening – 7.00 am (1 setting) latest opening 18.30 pm (1 setting) Before 8.00 am - 4 term time, 3 during holiday After 6.00 pm – 3 term time, 3 holiday Weekend – 1 term time, 1 holiday
Cardiff City & South	Earliest opening – 7.45 am (2 settings) latest opening 18.00 pm (2 settings) 1 setting did not respond Before 8.00 am - 2 term time, 2 during holiday No settings reported operating after 6.00 pm No overnight , no weekend
Cardiff South West	Earliest opening – 7.45 am (2 settings) latest opening 18.00 pm (6 settings) Before 8.00 am - 4 term time, 4 during holiday No settings reported operating after 6.00 pm No overnight, no weekend
Cardiff West	Earliest opening – 7.30 am (1 setting) latest opening 18.00 pm (8 settings) 3 settings did not respond Before 8.00 am – 1 setting based on times submitted, but not identified in columns GB and GC No settings reported operating after 6.00 pm No overnight, no weekend

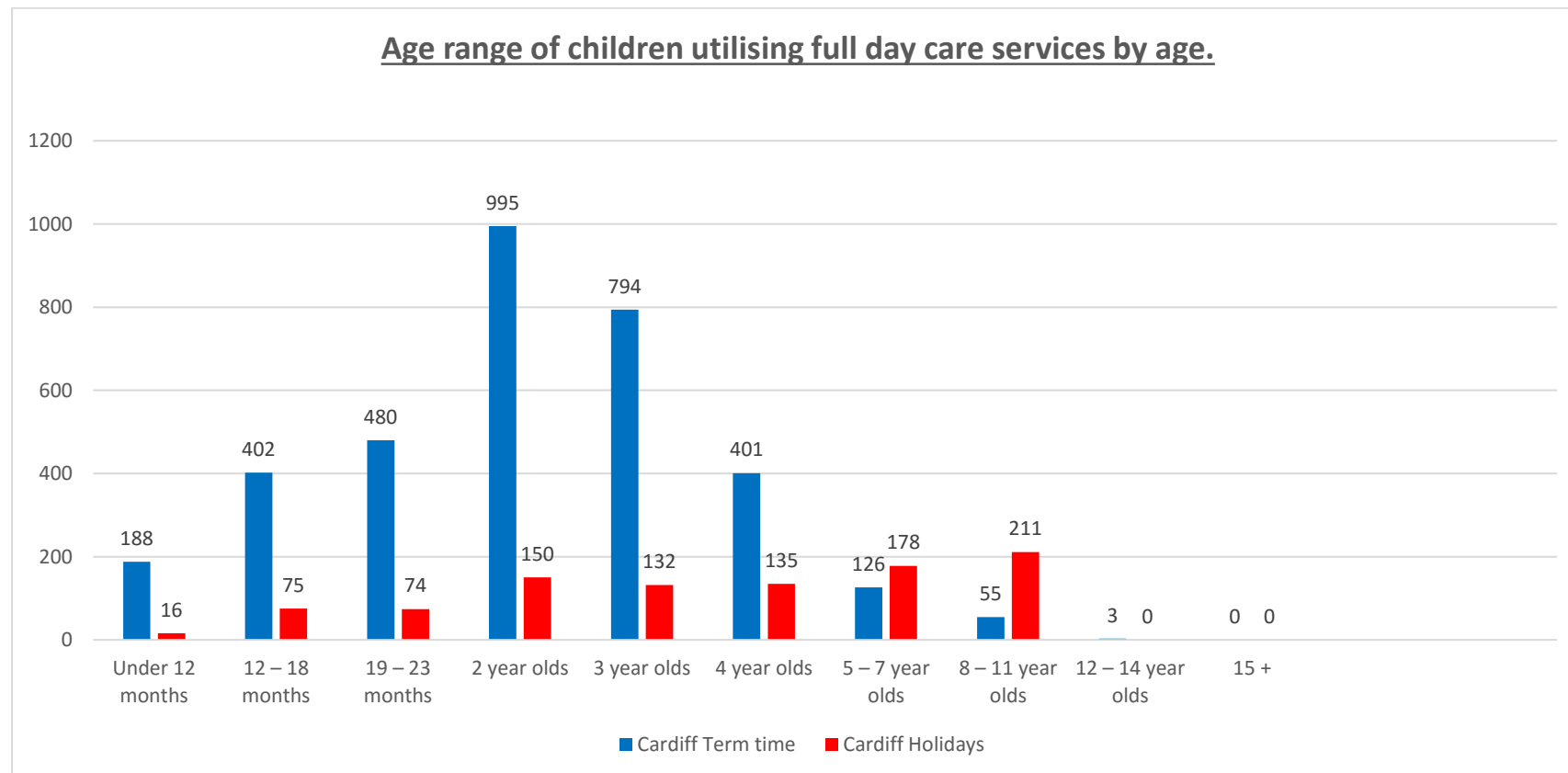
Age range of children

The table below shows numbers of children being cared for by Full Day Care, by age and Neighbourhood Management Area

	Cardiff North		Cardiff East		Cardiff South East		Cardiff City & South		Cardiff South West		Cardiff West		Cardiff	
	Term time	Holidays	Term time	Holidays	Term time	Holidays	Term time	Holidays	Term time	Holidays	Term time	Holidays	Term time	Holidays
Under 12 months	94	6	3	0	8	0	20	0	25	8	38	2	188	16
12 – 18 months	180	25	11	0	11	0	43	0	72	32	85	18	402	75
19 – 23 months	184	23	16	0	16	0	50	0	108	43	106	8	480	74
2 year olds	440	58	27	0	20	0	112	0	198	73	198	19	995	150
3 year olds	358	48	22	1	19	0	64	1	146	60	185	22	794	132
4 year olds	188	25	16	7	12	0	32	7	60	62	93	34	401	135
5 – 7 year olds	40	9	10	9	0	0	24	9	35	106	17	45	126	178
8 – 11 year olds	31	0	0	0	0	0	5	0	13	84	6	127	55	211
12 – 14 year olds	0	0	0	0	0	0	0	0	0	0	3	0	3	0
15 +	0	0	0	0	0	0	0	0	0	0	0	0	0	0

Age range of children utilising full day care services by age.

The chart below shows the numbers of children utilising full day care services in the different age categories during term time and holidays across the whole of the local authority area.



Range of charges

Fees have been reported in both hourly and sessional rates. It is not possible to be certain that all providers fully understood the guidance, as some responses appear unrealistically high or low.

As more providers responded with a sessional rate for full day and half-day nursery care, as opposed to an hourly rate, the average daily rate has been calculated from those figures. This average is based on the assumption that a 'full day' or 'half day' session is of the same duration - which may not be the case - but does provide a fairly useful benchmark. This approach has been applied to the full day and half-day rates for each of the NMA areas, to allow comparisons.

Range of fees	
Cardiff	Full day: £3.85 - £5.10/hour; £42.00 - £59.00/day (average £48.89) Half day am: £3.40 - £12.50/hour; £22.50 - £42.50/half day (average £30.13) Half day pm: £2.70 - £6.60/hour; £22.50 - £36.00/half day (average £28.77) Before School :£3.40 - £10.00 Crèche:£7.00 (1 setting) After school: £2.33 - £19.00 Wrap around: £3.40 - £9.00/hour; £26.00 - £49.50/session Holiday provision half day am: £2.29 - £5.50 per hour; £13.00 - £29.50/half day Holiday provision half day pm: £2.70 - £6.60/hour; £22.50 - £36.00/session Lunch: £1.00 - £7.00
Cardiff North	Full day: £3.85 - £4.78/hour; £43.00 - £59.00/day (average £48.27) Half day am: £3.40 - £12.50/hour; £22.50 - £42.00/half day (average £29.80) Half day pm: £3.40 - £5.45/hour; £22.50 - £36.00/half day (average £29.80) Holiday provision half day am: £13.00/half day Before School :£3.40 - £10.00 After school: £9.50 - £19.00 Wrap around: £3.40 - £9.00/hour; £26.00 - £40.00/sessions Playgroup pm: £11.00 (1 setting) Other: £4.00 (1 setting) £24.00 (1setting)
Cardiff East	Full day: £42.00 (1 setting) Half day am/pm : £26.00 Before School: £7.00 After school: £12.00

Cardiff South East	Full day: £4.60 - £4.75/hour; £47.00 - £59.00/day (average £52.10) Half day am: £5.50/hour; £28.00 - £42.00/half day (average £33.29) Half day pm: £5.50/hour; £25.00 - £36.00/half day (average £30.92) Holiday provision half day am: £5.50/hour; £28.00/half day Holiday provision half day pm: £5.50/hour; £27.00/half day Before School :£10.00 Wrap around: £5.00 - £5.50/hour; £48.00 - £49.50/session Other: £3.00 (1 setting) £200.00? (1setting)
Cardiff City & South	Full day: £45.00 - £49.00/day (average £47.00) Half day am: £25.50- £29.00/half day (average £26.83) Half day pm: £24.50 - £27.00 /half day (average £25.83) Holiday provision half day am: £15.00/half day Holiday provision half day pm; £15.00/half day Before £6.50 After £13.00 Other £27.50
Cardiff South West	Full day: £4.50 - £4.75/hour; £42.00 - £49.00/day (average £46.65) Half day am: £5.09/hour; £25.00- £29.50/half day (average £27.50) Half day pm: £5.40/hour; £23.00 - £29.50 /half day (average £26.83) Holiday provision half day am: £29.50/half day (1 setting) Holiday provision half day pm; £29.50/half day (1 setting) Before £6.10 After £13.40 Wrap around: £35.00 - £48.95/session (£41.98) (2 settings)
Cardiff West	Full day: £4.10 - £5.10/hour; £45.00 - £59.00/day (average £49.17) Half day am: £5.20 - £6.60/hour; £25.00- £42.00/half day (average £30.25) Half day pm: £2.70 - £6.60/hour; £25.00 - £36.00 /half day (average £28.75) Before £10.00 After £12.00 - £15.00 (£13.50) Wrap around: £30.00 - £47.50/session (£40.83) (2 settings) Lunch £3.00 (1 setting) Other £25.00

Sibling discount (as reported by respondents to SASS)

- 10% Sibling discount (26 settings)
- £0.20 per hour per child
- £3.00 per the second sibling
- £4 per hour child instead of £5 per hour
- £4.50 per hour each
- £40 each rather than £45
- 10 % discount x 26
- 20%
- 20% discount for the oldest child if both children attend full time
- 2nd child £37
- 4.00 PER HOUR FOR SECOND CHILD
- 5% (8 settings)
- 50p discount per hour (x 5)
- 50p less per sibling.
- 8% on full time places.
- additional child £4 per hour
- For twins 10% discount
- I discuss with parent usually £10 reduction per day.
- I offer a 10% discount rate for siblings, rounded down to the nearest round amount, e.g. £4.10
- If 2 siblings were to be full time I will offer £1.00 per hour discount
- E.g. I charge £8.00
- Minus 10% of first child
- Negotiable
- Reduced to £4.00 per hour
- Sibling is charged £5.10 per hour
- The discount I offer when caring for more than 1 child per family is £4 per hour for full time.
- This is discussed with parents and depends on the house the sibling will be attending
- Younger child charged at full fee, older child £5 per day reduction.

6.2.2. Summary of key strengths and weaknesses

- Based on SASS returns, there are 50 full day care settings offering 2,780 places and being used by 4,392 children.
- The spread of full daycare across Cardiff is highly unequal, with eighteen settings in Cardiff North, but only three in City and South, and one in Cardiff East.
- There are five Welsh medium settings, offering 247 places. Of these, 135 children access places during term time, and 417 during holidays.
- The use of part time (i.e. not full week) full day care is ten times higher than full time (full week) use, with 2,632 children using part time, compared to 263 children using full time.
- Vacancies were reported in all NMAs for both full day and half day care, although waiting lists were also identified in Cardiff North and Cardiff South West for full day and half-day morning care. As with the comments in the Childminder Strengths and Weaknesses section, the accuracy of reporting of vacancies and waiting lists may not be accurate. It is not possible to ascertain whether vacancies and waiting lists within an NMA apply to the same, or to different settings, or whether a waiting list is due to a setting being at full capacity, or whether the waiting list applies to future demand.
- Aside from Cardiff East (with one setting opening at 8.00 am), all NMAs have setting operation before 8.00 am. All NMAs have settings open until 6.00 pm, with settings in Cardiff North and South East open until 6.30pm.
- The largest single age group of children utilising full daycare are 2 to 3 year olds (1,789 during term time, 282 holidays). 1,070 children aged 0 – 23 months access full daycare during term time, but only 165 access care during holidays.
- Across Cardiff, the average cost for a full day session is £48.89, with a range of £42.00 - £59.00. Half-day care prices ranged from £22.50 to £42.50, with an average of £30.13.
- Sibling discount rates varied, but a 10% reduction appeared to be the most common discount rate
- As uptake of full day nursery places is currently much lower during holidays than term time, there is considerable capacity to meet likely demand for the holiday element of the 30 hour offer for 3 and 4 year olds, subject to parental preference.

6.3 Sessional Day Care

6.3.1. Analysis of Supply of Childcare Provision

Range of services provided

- 15 settings reported not providing full day care.
- A number of providers have indicated in Column J that they provide 'Full Day Care' but then indicated morning only sessions- different types of provision or mixed provision
- A setting who reported not operating 'Afternoon only' (Column AA) then reported they opened 15.00 – 18.00 (which is clearly an Out of School – after school provision).
- Other settings indicated they do provide 'Afternoon only', but only provided morning opening times.
- No settings completed Column Z 'Mornings only', but a number of settings appear to operate for morning sessions only.
- 1 setting operates 11.30 – 15.15 and has been counted in the 'Afternoon Playgroup/Cylch Meithrin' section.
- 1 setting reported operating 5 mornings and 2 afternoons.

Range of services provided

	Cardiff North		Cardiff East		Cardiff South East		Cardiff City & South		Cardiff South West		Cardiff West		Cardiff	
Number of Settings	English (Both)	Welsh	English (Both)	Welsh	English (Both)	Welsh	English (Both)	Welsh	English (Both)	Welsh	English (Both)	Welsh	English (Both)	Welsh
Total providers Sessional care	8 (1)	3	8	1	4	2	3	1	8	1	9	1	40 (1)	9
Total	12		9		6		4		9		10		50	
Full Day Care Morning and Afternoon Playgroup/Cylch Meithrin	6 (1)	3	5	1	3	-	2	1	5	-	4	1	28 (1)	6
Morning Playgroup/Cylch Meithrin	6 (1)	3	4	-	1	1	1	-	3	-	5	-	9	1
Afternoon Playgroup/Cylch Meithrin Playgroup/Cylch Meithrin	1	1	2	-	1	1	-	1	-	1	1	-	10 (1)	6 3 settings pm only
Wrap (based on responses recorded in Column QD – wrap around fees)	2	1	2	-	1	2	-	1	-	1	3	1	8	6
Flying Start	1 (1)	-	6	1	3	1	2	-	6	1	2	-	20 (1)	3
Early Years Education	1	1	-	1	-	2	-	1	-	1	2	1	3	7
Holidays	3	1	2	-	-	1	-	-	1	-	3	-	8	2

Number and type of child places filled (full time, part time, ad-hoc)

	Cardiff North			Cardiff East			Cardiff South East			Cardiff City & South			Cardiff South West			Cardiff West			Cardiff		
Registered Places	314			542			973			134			265			234			2,462		
Total number of children using service	499			687			1,160			239			332			396			3,313		
	FT	PT	Ad Hoc	FT	PT	Ad Hoc	FT	PT	Ad Hoc	FT	PT	Ad Hoc	FT	PT	Ad Hoc	FT	PT	Ad Hoc	FT	PT	Ad Hoc
Playgroup morning	50	272	-	103	104	-	70	27	-	45	-	-	63	97	3	96	182	-	427	682	3
Playgroup afternoon	20	55	-	68	31	-	38	14	-	24	110	-	57	31	1	31	72	1	238	313	2
Wrap Around	4	39	-	-	-	-	8	26	-	-	-	-	11	3	-	9	58	-	32	109	-
Lunch	20	22	-	-	-	-	4	6	-	-	-	-	8	18	-	5	44	-	37	107	-
Other	-	9	-	-	-	-	-	-	-	-	-	-	-	-	-	1	-	1	1	9	1
Holiday																					
Summer	2	49	-	19	-	-	-	-	-	26	103	-	11	4	-	-	-	-	58	156	-
October half term	-	-	-	19	-	-	-	-	-	29	200	-	-	-	-	-	-	-	48	200	-
Christmas	-	-	-	-	-	-	-	-	-	26	-	-	-	-	-	-	-	-	26	-	-
February half term	-	-	-	19	-	-	-	-	-	31	178	12	-	-	-	-	-	-	50	178	12
Easter	3	33	-	19	-	-	-	-	-	26	119	-	-	-	-	-	-	-	48	152	-
May half term	-	-	-	19	-	-	-	-	-	28	196	-	-	-	-	-	-	-	47	196	-

Number of places filled by children who have special educational needs or who require specialist care due to a disability

	Cardiff North	Cardiff East	Cardiff South East	Cardiff City & South	Cardiff South West	Cardiff West
Registered Places	314	542	973	134	265	234
Number of children using service	499	687	1,160	239	332	396
ALN	38	33	27	15	31	19
Speech and language and communication difficulties	6	7	7	3	7	4
Specific learning (e.g. dyslexia, ADHD, dyspraxia)	1	2	1	-	2	1
Hearing difficulties	1	-	4	1	3	-
Learning difficulties (e.g. global developmental delay)	4	7	-	2	3	2
Visual difficulties	1	1	1	-	2	-
Emotional and behavioural difficulties	3	2	-	1	5	3
Physical	2	4	1	1	2	1
Medical condition	1	1	1	1	2	2
Other	-	-	1	-	-	1
Total Statement/Awaiting Assessment	19	24	16	9	26	14
Total	57	57	43	24	57	33
% of children with ALN, Statement or Awaiting Statement	11.4%	8.3%	3.7%	10.0%	17.2%	8.3%

Number of Welsh language places filled

	Cardiff North	Cardiff East	Cardiff South East	Cardiff City & South	Cardiff South West	Cardiff West	Total
Number of Settings	3	1	2	1	1	1	9
Registered Places	68	32	50	26	44	24	244
Children using setting	116	63	67	28	65	75	414
Totals using Service							
Term time (SASS 3.4)- Highest number in range JQ - LO							
Morning	3 FT 103 PT	23 FT 14 PT	6 FT 27 PT	28FT*	16FT 18PT 3AH	- 41 PT	76FT 203PT 3AH
Afternoon	2 FT 8 PT	16 FT 10 PT	18 FT 14 PT	-	13FT 21PT 1AH	- 20PT	49FT 73PT 1AH
Lunch	- 11 PT	-	4 FT 6 PT	-	8FT 18PT	-	12FT 35PT
Wrap	- 9 PT	-	3 FT 6 PT	-	11FT 3PT	- 14PT	14FT 32PT
Holiday (SASS 3.5) – Highest number in range LR - MI	-	-	-	26	-		26

*Appears to be above total registered number, despite all children being reported as attending full time

Vacancies and Waiting lists

The table below shows identified numbers of vacancies and any waiting list numbers – shown in brackets ()

	Cardiff North	Cardiff East	Cardiff South East	Cardiff City & South	Cardiff South West	Cardiff West	Total
Half Day Playgroup am	134 (Summer 2) (Autumn 16) (Spring 8)	33 (Summer 6) (Autumn 8) (Spring 4)	32 (Summer 3)	11	21	37 (Summer 27) (Autumn 44) (Spring 21)	268 (Summer 38) (Autumn 68) (Spring 33)
Half Day Playgroup pm	15	64	8	35 (Autumn 15)	21	85	228 (Autumn 15)
Wrap	31	-	2 (Autumn 9) (Spring 4)	0	12	35	80
Lunch	39	-	2	1	20	34	96
Holiday Half day a.m.	-	-	-	-	-	-	-
Holiday Half day p.m.	-	-	-	-	-	-	-
Other	24 (Summer 8) (Spring 2)	-	-	-	-	-	24 (Summer 8) (Spring 2)

Opening times, including the number offering flexible childcare hours and range of session lengths

Due to the nature of sessional care, the vast majority of providers operate morning and /or afternoon settings. Session duration ranges from two and half to four hours. Some also offer a lunchtime session. Sessions may be marketed as wrap-around where they are aimed at children accessing their part time early education place – however, the same session, operating at the same time, may be classed as a playgroup session for a child below the age (3) at which they can access early education.

Cardiff	13 did not complete opening/closing times Earliest opening – 7.45 am (1 setting – breakfast session) latest opening 18.00 pm (2 settings) Before 8.00 am – none; After 6.00 pm – none 29 settings open between 9.00 – 9.30 (am) - 18 settings open between 12.00 – 13.00 (pm session) 12 settings open for 2.5 hours; 18 between 2 hours 45 minutes and 3.5 hours; 4 operate for more than 3.5 hours. No overnight or weekend
Cardiff North	Some data missing 2 settings open at 8.30; 1 at 8.45; 2 at 9.00; 3 at 9.15 3 settings operate in the afternoon
Cardiff East (only 1 setting)	Some data missing 1 setting opens at 8.30; 4 open at 9.00; 1 at 9.15; 1 at 9.30 5 settings open in the afternoon
Cardiff South East	3 settings open at 9.00; 1 at 9.15; 1 opens 11.30 – 15.00; and one operates a lunch session 5 settings operate in the afternoon
Cardiff City & South	Some data missing 1 settings opens at 9.00; 1 at 9.30. 1 setting opens in the afternoon only, 1 opens am and pm
Cardiff South West	Some data missing 1 setting opens at 8.00; 1 at 9.00; 1 at 9.15 4 settings open in the afternoon
Cardiff West	Some data missing 1 operates 7.45 – 8.55 and 15.30 -18.00 4 open at 9.00; 1 at 9.15 and 1 at 9.30. 1 setting opens 11.30 – 15.15 2 open in the afternoon

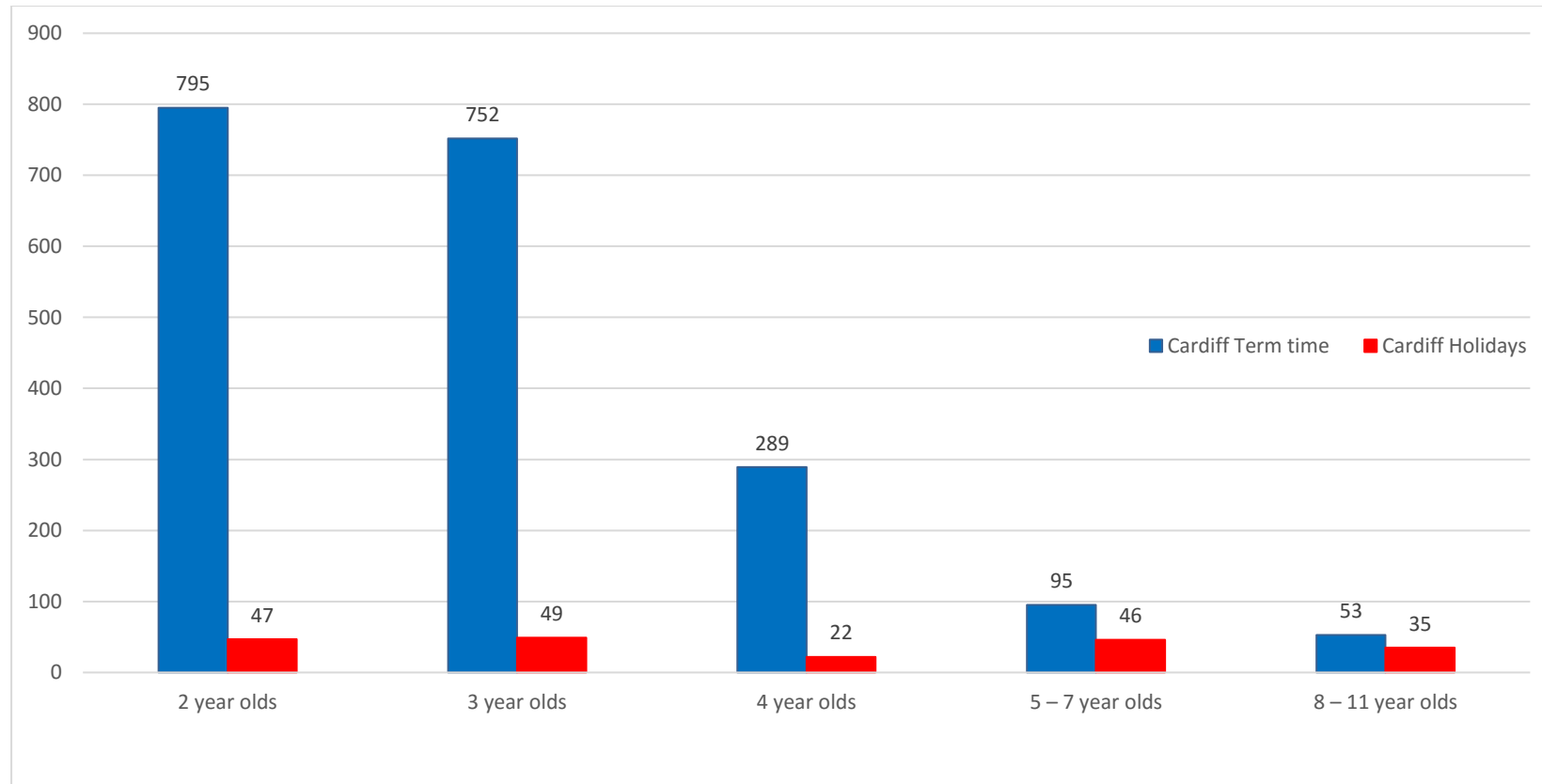
Age range of children

The table below shows numbers of children attending sessional care, by age and Neighbourhood Management Area

	Cardiff North		Cardiff East		Cardiff South East		Cardiff City & South		Cardiff South West		Cardiff West		Cardiff	
	Term time	Holidays	Term time	Holidays	Term time	Holidays	Term time	Holidays	Term time	Holidays	Term time	Holidays	Term time	Holidays
2 year olds	119	14	186	14	72	8	83	-	223	11	112	-	795	47
3 year olds	253	29	161	5	82	9	34	5	86	1	136	-	752	49
4 year olds	86	3	8	-	25	-	16	17	49	2	105	-	289	22
5 – 7 year olds	-	-	-	-	-	-	70	46	3	-	22	-	95	46
8 – 11 year olds	-	-	-	-	-	-	36	35	7	-	10	-	53	35
	458	46	355	19	179	17	239	103	368	14	385	0	1984	119

Age range of children utilising sessional day care services by age.

The chart below shows the numbers of children utilising sessional day care services in the different age categories during term time and holidays across the whole of the local authority area.



Range of charges

Guidance notes requested response were submitted per session. The range reported for morning sessions ranged from £3.00 to £15.00. The range for afternoon sessions ranged from £3.00 to £12.50. The notional averages have been calculated from this range, although it is not certain that all providers have actually supplied sessional – as opposed to hourly – rates.

Range of fees	
Cardiff	Mornings (29 settings responded) Range: £3.00 - £15.00 (Notional average = £8.19) Afternoons (13 settings responded) Range £3.00 – £12.50 (Notional average = £7.18) Wrap around (12 settings responded) Range £3.00 - £18.50 (Notional average = £8.00) Lunch (8 settings responded) Range £1.50 - £6.00 (Notional average = £3.56) Other (6 settings responded) range £1.50 - £4.00 (Notional average = £2.83)
Cardiff North	Mornings (9 settings responded) Range: £3.08 - £14.00 (Notional average = £10.08) Afternoons (13 settings responded) Range £3.33 – £10.50 (Notional average = £7.70) Wrap around (3 settings responded) Range £3.00 - £7.00 (Notional average = £4.67) Lunch (3 settings responded) Range £3.00 - £6.00 (Notional average = £4.00) Other (3 settings responded) range £3.00 - £4.00 (Notional average = £3.33)
Cardiff East	Mornings (7 settings responded) Range: £3.00 - £11.50 (Notional average = £7.45) Afternoons (4 settings responded) Range: £3.00 - £10.00 (Notional average = £5.04) Wrap around (2 settings responded) Range: £3.00 -£4.50 (Notional average = £3.75) Other (1 settings responded): £3.50 (Notional average = £)
Cardiff South East	Mornings (1 setting responded) £10 Wrap around (3 settings responded) Range: £9.00 - £16.00 (Notional average = £12.33) Lunch (1 setting responded) Range: £3.00
Cardiff City & South	Mornings (1 settings responded) £9.50 Afternoons (1 setting responded) £10.00 Wrap around (1 setting responded) £18.50
Cardiff South West	Mornings (2 settings responded) Range: £8.00 - £12.50 (Notional average = £10.25) Afternoons (2 settings responded) Range: £8.00 - £12.50 (Notional average = £10.25) Wrap around (1 setting responded) £5.00 Lunch (1 setting responded) £1.50
Cardiff West	Mornings (8 settings responded) Range: £3.33 - £15.00 (Notional average = £6.83) Afternoons (3 settings responded) Range: £3.46 - £10.50 (Notional average = £5.85) Wrap around (4 settings responded) Range: £5.00 - £18.00 (Notional average = £8.75) Lunch (3 settings responded) Range: £2.00 - £5.00 (Notional average = £4.00) Other (1 setting responded) £2.00

Sibling discount (as reported by respondents to SASS)

-
- Only one bond paid per family
- 50% for twins or triplets only
- 2nd child £5.00 reduction per session

6.3.2. Summary of key strengths and weaknesses

- Based on SASS data, there are 50 sessional settings, offering 2,462 places and accessed by 3,313 children.
- Of these, 40 are English medium, 1 is both, and 9 offer Welsh medium provision.
- 24 settings provide Flying Start places (20 English, 1 both, 3 Welsh medium) and 10 settings provide Early Years Education (3 settings are English medium, and 7 Welsh). Whilst no settings identified as being a Flying Start or Early Education only setting, the uptake of Flying Start or Early education places will reduce the capacity of that setting to provide childcare.
- Use of morning sessions is far higher than afternoon sessions (427 full time, 682 part time for morning sessions; 238 full time, 313 part time for afternoon sessions).
- The numbers of children identified as using wrap around care are relatively low, with 32 children attending full time and 109 part time users identified.
- 414 children utilise sessional setting provided by Welsh medium settings. Of the 244 registered places, 76 are used on a full time basis and 203 used part time for morning sessions, and 49 full time and 73-part time places used for afternoon sessions.
- There is at least one Welsh medium setting in each NMA, with three in Cardiff North and two in Cardiff South East.
- There are 12 sessional settings in Cardiff North and 10 in Cardiff West, there is only four in City and South.
- The average cost for a morning session was £8.19, and for an afternoon session was £7.18. However, the accuracy of this information is questionable as respondents supplied both hourly and sessional rates.

6.4 Crèches

6.4.1. Analysis of Supply of Childcare Provision

There is only one crèche recorded on the SASS return. Based in Cardiff South West it is registered for 20 places for children aged 0 - 4, and 25 children currently access the service. Of these, one is under 12 months; four are aged 12 – 18 months; eleven are aged 2; 8 aged 3 and one is aged 4. Fifteen places are Flying Start funded. Four children have identified ALN; one has speech and language difficulties; one has a specific learning condition and one emotional and behavioural difficulties. The provision is English medium. The response indicated that 52 children attend full time, and 18 part time, with five vacancies. It would appear that this actually should read 2 full time, and 18-part time, but it is not possible to be certain of this. The provision charges £10 per session, with a £2.50 discount for siblings. The response indicates the provision operates mornings only, but no times are stated.

6.4.2. Summary of key strengths and weaknesses

No analysis possible due to limited data

6.5. Out of School Care

6.5.1. Analysis of Supply of Childcare Provision

Production of the table below was challenging as a number of providers submitted conflicting and mutually exclusive responses. For example, a number of providers identified in Question 1.8 they did not provide after school care, then gave operating times from 15.30 – 18.00 in response to Question 3.1. This has prevented the relatively simple process of generating data simply by applying filters, and has required a more detailed examination of the spreadsheet.

Range of services provided

	Cardiff North		Cardiff East		Cardiff South East		Cardiff City & South		Cardiff South West		Cardiff West		Cardiff	
Number of Settings	English (Both)	Welsh	English (Both)	Welsh	English (Both)	Welsh	English (Both)	Welsh	English (Both)	Welsh	English (Both)	Welsh	English (Both)	Welsh
Total providers	11	-	1	1	2	1	-	-	3	1	10	-	27	3
Total	11		2		3		-		4		10		30	
Before School	4	-	-	-	-	-	-	-	-	-	2	-	6	-
After School	7	-	1	1	1	1	-	-	3	1	10	-	22	3
Holidays	2	-	1	-	1	-	-	-	1	-	4 (based on rates QL and operating times)		9	-
Playscheme	-	-	-	-	-	-	-	-	-	-	1 (based on numbers reported in column JM)		1	-

Number and type of child places filled (full time, part time, ad-hoc)

	Cardiff North			Cardiff East			Cardiff South East			Cardiff City & South			Cardiff South West			Cardiff West			Cardiff		
Registered Places	139			56			104			0			196			637			1132		
Total number of children using service	310			119			121			0			257			984			1791		
	FT	PT	Ad Hoc	FT	PT	Ad Hoc	FT	PT	Ad Hoc	FT	PT	Ad Hoc	FT	PT	Ad Hoc	FT	PT	Ad Hoc	FT	PT	Ad Hoc
Before School	35	95	1	-	-	-	-	-	-	-	-	-	-	-	-	64	110	-	99	205	1
After School	19	190	-	14	60	11	18	66	-	-	-	-	28	217	9	27	225	-	106	758	20
Playscheme	-	-	-	-	-	-	38	-	-	-	-	-	-	-	-	5	15	-	43	15	0
Holiday																					
Summer	34	21	-	6	76	7	43	-	-	-	-	-	4	42	-	88	472	12	175	611	19
October half term	-	-	-	6	82	7	35	-	-	-	-	-	7	53	-	18	15	-	66	150	7
Christmas	-	-	-	8	82	7	-	-	-	-	-	-	12	46	-	-	-	-	20	128	7
February half term	8	25	-	10	92	7	39	-	-	-	-	-	4	60	-	18	17	-	79	194	7
Easter	-	-	-	12	92	7	46	-	-	-	-	-	4	74	-	77	296	-	139	462	7
May half term	11	27	-	12	92	7	36	-	-	-	-	-	5	55	-	18	15	-	82	189	7

Number of places filled by children who have special educational needs or who require specialist care due to a disability

	Cardiff North	Cardiff East	Cardiff South East	Cardiff City & South	Cardiff South West	Cardiff West
Registered Places	139	56	104	0	196	637
Number of children using service	310	119	121	0	257	984
ALN	5	11	1	-	11	22
Speech and language and communication difficulties	1	1	-	-	3	1
Specific learning (e.g. dyslexia, ADHD, dyspraxia)	-	1	-	-	2	3
Hearing difficulties	2	-	-	-	2	-
Learning difficulties (e.g. global developmental delay)	-	1	-	-	3	2
Visual difficulties	2	-	-	-	1	1
Emotional and behavioural difficulties	1	1	-	-	2	1
Physical	-	-	-	-	1	2
Medical condition	1	1	-	-	1	3
Other	1	-	1	-	-	2
Total Statement/Awaiting Assessment	13	16	2	0	26	37
Total	18	27	3	0	37	59
% of children with ALN, Statement or Awaiting Statement	5.8%	22.7%	2.5%	-	14.4%	6.0%

Number of Welsh language places filled

	Cardiff North	Cardiff East	Cardiff South East	Cardiff City & South	Cardiff South West	Cardiff West	Total
Number of Settings	0	1	1	0	1	0	3
Registered Places	0	24	56	0	80	0	160
Children using setting	-	35	66	-	131	-	232
Totals using Service							
Term time (SASS 3.4)- Highest number in range JQ - LO							
Breakfast	-	-	-	-	-	-	-
After school	-	10FT 25PT 5AH	66PT	-	10FT 121PT	-	20FT 212PT 5AH
Holiday (SASS 3.5) – Highest number in range LR - MI	-	-	-	-	-	-	-

Vacancies and Waiting lists

The table below shows identified numbers of vacancies and any waiting list numbers – shown in brackets ()

	Cardiff North	Cardiff East	Cardiff South East	Cardiff City & South	Cardiff South West	Cardiff West	Total
Before School	189(13)	-	-	-	-	3(27 max)	192 (40 max Autumn term)
After School	148(21)	71(4)	25(5)	-	231(35 max)	12(53 max)	487 (118 max Autumn term)
Holiday	131	9	29	-	130	5	304
Other	-	-	-	-	-	-	-

Opening times and range of session lengths including the number offering flexible childcare hours

After school care operating times are clearly shaped by school hours, and therefore the operating hours cover a relatively narrow range. The earliest starting time for before school provision is 7.30, with 5 settings opening before 8.00. After school closing times again cover only a narrow range – 17.30 – 18.15 (although only one setting operates after 18.00). In terms of holiday care the range of opening times is 7.30 to 8.00, and closing times range from 16.30 to 18.00.

Cardiff	13 providers did not supply operating times Term time (6 providers responded) Before school: 7.30 – 8.00 (5 before 8.00) After school (17 providers) 15.00 – 15.30 to 17.30 – 18.15 (1 after 18.00) Holiday (7 providers responded) Range: Shortest: 08.30 -16.30. Longest: 07.45 – 18.00 3 setting operate on inset days
Cardiff North	Term time (3 providers responded) Before school: 7.30 – 7.45 (3 before 8.00) After school (3 providers) 15.30 to 18.15 (1 after 18.00) Holiday (2 providers responded) 3 operate holidays 1 open 8.00 – 17.30, 1 x 8.00 open 18.00, 1 did not respond
Cardiff East	Term time (2 providers responded) After school (2 providers) 15.30 to 17.30 Holiday (1 providers responded) 8.00 – 17.30
Cardiff South East	Term time (2 providers responded) After school (2 providers) 15.00 to 18.00 x 1, 15.30 – 18.00 x 1 Holiday (1 provider responded) 8.30 – 16.30
Cardiff City & South	No data supplied on SASS
Cardiff South West	Term time (2 providers responded) After school (2 providers) 15.15 to 17.45 x 1; 15.25 – 18.00 x 1 Holiday – no operating times provided
Cardiff West	Term time (4 settings responded) Before school 7.30 – 9.00 (2 providers) After school (3 providers) 15.15 – 18.00; 15.25 – 18.00; 15.30 – 17.45 Holiday (1 provider responded) 7.45 – 18.00

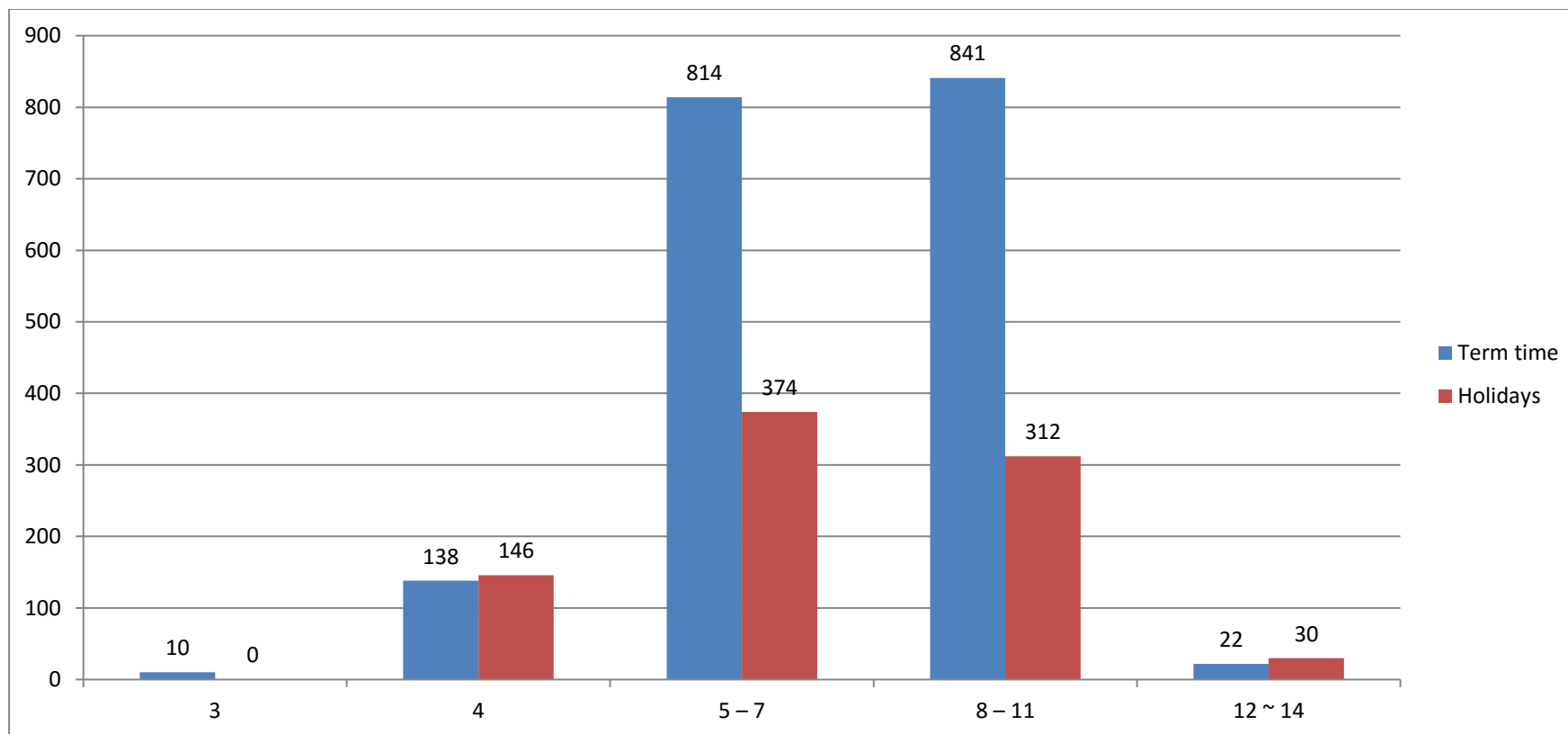
Age range of children

The table below shows numbers of children attending sessional care, by age and Neighbourhood Management Area

	Cardiff North		Cardiff East		Cardiff South East		Cardiff City & South		Cardiff South West		Cardiff West		Cardiff	
	Term time	Holidays	Term time	Holidays	Term time	Holidays	Term time	Holidays	Term time	Holidays	Term time	Holidays	Term time	Holidays
3	2	-	-	-	4	-	-	-	0	0	4	-	10	-
4	30	5	12	14	1	-	-	-	1	1	94	126	138	146
5 – 7	305	348	33	20	32	-	-	-	121	20	323	294	814	374
8 – 11	348	24	28	8	47	-	-	-	133	25	285	240	841	312
12 - 14	-	-	1	3	-	-	-	-	-	-	21	27	22	30
	685	377	74	45	84	0	0	0	255	46	727	687	1825	862

Age range of children utilising out of school childcare.

The chart below shows the numbers of children utilising out of school childcare services during term time and holidays across the whole of the local authority area.



Range of charges

As with other types of provision, guidance notes requested responses were submitted per session. The range reported for after school sessions ranged from £3.08 to £12.00. The notional averages have been calculated from this range, although it is not clear that all providers have actually supplied sessional – as opposed to hourly – rates. For holiday care, two settings responded with a cost of £2.50, which is obviously NOT a full day rate, but is broadly in line with the full day rate of the other settings who indicated costs of £20.00 - £25.00. This assumes a 10 hour full day session (08.00 – 18.00).

Range of fees	
Cardiff	Breakfast (7 settings responded) Range: £3.00 - £7.00 (Notional average = £5.08) After school (26 settings responded) Range £3.08 – £12.00 (Notional average = £6.92) Holiday care (6 settings responded*). Range £20.00 - £28.00 (Notional average = £23.83) Other (2 settings responded) Range £14.00 - £25.00 (Notional average = £19.50)
Cardiff North	Breakfast (5 settings responded) Range: £3.00 - £5.50 (Notional average = £4.32) After school (10 settings) Range: £3.08 - £9.50 (Notional average = £6.39) Holiday (3 settings) Range: £20.00 - £28.00 (Notional average = £24.33) Other (2 settings) Range: £14.00 - £25.00 (Notional average = £19.50)
Cardiff East	After school (2 settings responded) £8.00 (Notional average = £8.00) Holiday care (1 setting) £20.00 Other (1 setting) £25.00
Cardiff South East	After school (2 settings) Range: £3.40 - £3.82 (Notional average = £3.62*) Holiday care (1 setting) £1.80**
Cardiff City & South	-
Cardiff South West	After school (4 settings) Range: £43.00 - £10.00 (Notional average = £8.25) Holiday care (1 setting) £2.50***
Cardiff West	Breakfast (2 settings responded) Range: £3.50 - £7.00 (Notional average = £5.25) After school (8 settings) Range: £3.20****- £12.00 (Notional average = £7.46) Holiday (4 settings) Range: £3.20*****- £25.00 (Notional average = £23.33)

- * Likely to be hourly as opposed to sessional rate
- ** Likely to be hourly as opposed to sessional rate
- *** Likely to be hourly as opposed to sessional rate
- **** Likely to be hourly as opposed to sessional rate
- ***** Likely to be hourly as opposed to sessional rate

Sibling discount (as reported by respondents to SASS)

- 15% on 3rd child, 100% on 4th child - Breakfast and ASC only
- Siblings pay £6.75 per session
- Third Child discount at 50%
- We offer discount for the third child at 50%
- 50% discount for third child. We also do half day during school holidays the price indicated in other
- 15% on 3rd child, 100% on 4th child
- 10% of the 2nd sibling
- £10 for first child, then £9 each sibling
- 10%
- 15% on 3rd child, 100% on 4th child
- £27.00 charged for additional siblings per day/£2.70 per hour

6.5.2. Summary of key strengths and weaknesses

- The data relating to out of school childcare clubs is limited. According to CSSIW, only 53.8% of Cardiff's registered OOS providers completed their SASS forms. As 30 settings were identified via the SASS, this would indicate there are approximately 56 settings across Cardiff.
- The FIS has details of 41 settings, and the CBSO details of 77 (although in some cases the before, after and holiday provision is recorded separately and therefore could be double counted.)
- Based on SASS data relating to the 30 settings, 11 are in Cardiff North, 10 in Cardiff West, but only 2 in Cardiff East and none in City and South.
- Of these 27 are English medium settings and three are Welsh, offering a total of 1,132 registered places, of which 160 are offered in Welsh, accessed by 232 children.
- Nine settings reported offering holiday care, all English medium, along with one English medium playscheme. However, it is known that Menter Caerdydd provide Welsh medium holiday care, with over 1,930 children accessing the 2016 Summer provision¹⁵)
- Operating times are shaped by school opening and closing times. Five breakfast clubs open before 8.00 am, with the earliest opening at 7.30 am. For after school, closing times varying between 5.45 and 6.00 pm, and one setting opening until 6.15 pm.
- As with other types of provision, settings were requested to submit their costs per session, but data was supplied both in hourly and sessional formats. With this caveat, the average cost for a before school session was £5.08, £6.92 for an after school club session and £23.83 for full day holiday care.
- As out of school care covers the widest age range of eligible children, sibling discounts appeared to apply to third, rather than second siblings.

¹⁵ (<http://www.mentercaerdydd.org/page/background>)

6.6 Open Access Play Provision

No Open Access Play provision was recorded on the SASS. According to the database held by the Childcare Business Support Team, there are seven Open Access Play Settings in Cardiff, offering 205 places.

Distribution of settings by Neighbourhood Management Area

	Cardiff North	Cardiff East	Cardiff South East	Cardiff City & South	Cardiff South West	Cardiff West	Total
Number of Settings	1	1	2	1	2	-	7

From 2017 onwards, it is the intention of Cardiff Council to make funding available to commission the delivery of community based play opportunities by locally based service providers.

6.7 Nanny

6.7.1. Analysis of Supply of Childcare Provision

Four respondents to the Parental Survey reported using nannies. Work is underway, but incomplete as at 31/03/2017, to identify approved nannies operating in the local authority area, and this information will be included in the final version of the CSA.

6.7.2. Summary of key strengths and weaknesses

No analysis possible due to limited data

7. Understanding the Needs of Parents/ Carers

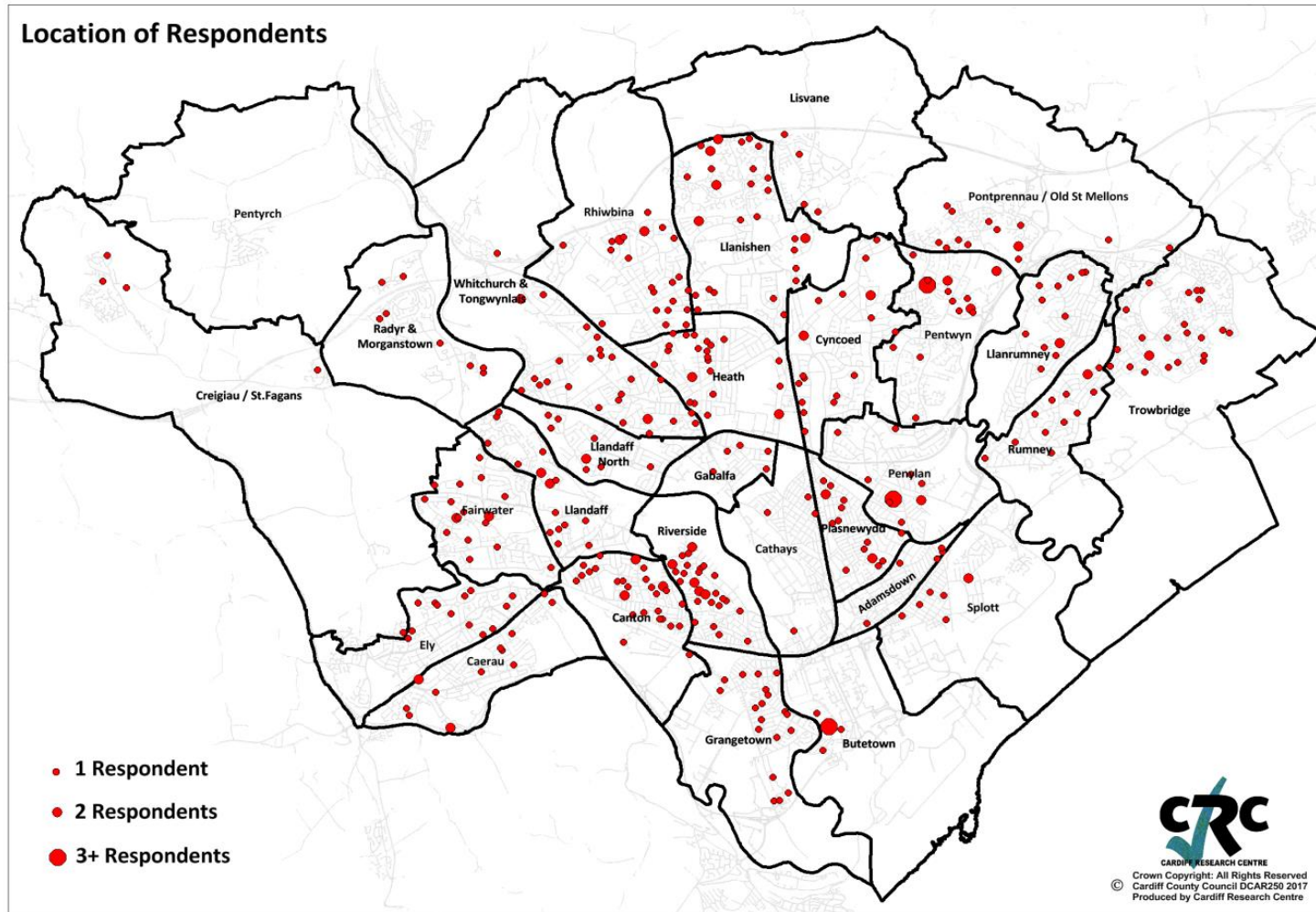
7.1 Overview of Consultation

Status of Respondents

Status	Number	%
Parent/ Carer in work (not expecting a baby)	418	84.1
Parent/ Carer in education or training (not expecting a baby)	9	1.8
Parent/ Carer seeking work (not expecting a baby)	14	2.8
Parent/ Carer seeking education or training (not expecting a baby)	2	0.4
Expecting or on maternity/ paternity leave with <u>first</u> child	-	-
Adopting <u>first</u> child	-	
Parent/ Carer expecting or on maternity/ paternity leave with <u>additional children</u>	-	
Adopting or on adoption leave with <u>additional children</u>	-	
Parent/ Carer not in work	54	10.9
Parent/ Carer not in education or training	-	
Totals	497	100 (99.6)

NB: % total may not add to 100% due to rounding. Actual figure shown in brackets

Location of Respondents by home postcode



Respondents by annual household income

Average Annual Household Income	Number	(%)
£0-£10,000	36	7.4
£10,001-£20,000	31	6.3
£20,001-£30,000	53	10.8
£30,001-£40,000	49	10.0
£40,001-£50,000	63	12.9
£50,001-£60,000	60	12.3
£60,001-£70,000	45	9.2
£70,000+ per annum	75	15.3
<u>Prefer not to say</u>	77	15.7
Totals	489	100 (99.9)

NB: % total may not add to 100% due to rounding. Actual figure shown in brackets

Respondents by Ethnic Group

Ethnic Group	Number	(%)
White	448	89.8
Mixed/ Multiple Ethnic Groups	15	3
Asian/ Asian British	23	4.6
Black/ African/ Caribbean/ Black British	4	0.8
Other Ethnic Group	3	0.6
Prefer not to say	2	0.4
Totals	495	100 (99.2)

NB: % total may not add to 100% due to rounding. Actual figure shown in brackets

Language of Respondents (primary language spoken at home)

Language	Number	%
Welsh only	44	8.9
English only	366	73.9
Bilingual	68	13.7
Other languages	17	3.4
Totals	495	100 (99.9)

NB: % total may not add to 100% due to rounding. Actual figure shown in brackets

Respondents' children by age group

At least 841 children were identified in the survey, equating to 1.7 children per respondent. Almost a third (31.0%) of respondents stated they had a child aged between 5 and 7. A total of 85 respondents (16.9%) reported being pregnant, on maternity / paternity leave or adopting a child.

Number of children	1		2		3		4		5 or more	
Age of children	No	%	No	%	No	%	No	%	No	%
Under 12 months	97	19.4	0	0.0	1	0.2	0	0.0	0	0.0
12-18 months	67	13.4	2	0.4	0	0.0	0	0.0	0	0.0
19-23 months	57	11.4	2	0.4	0	0.0	0	0.0	0	0.0
2 years	111	22.2	2	0.4	0	0.0	0	0.0	0	0.0
3 years	92	18.4	3	0.6	0	0.0	0	0.0	0	0.0
4 years	55	11.0	0	0.0	0	0.0	0	0.0	1	0.2
5-7 years	141	28.2	14	2.8	0	0.0	0	0.0	0	0.0
8-11 years	69	13.8	15	3.0	0	0.0	1	0.2	0	0.0
12-14 years	29	5.8	2	0.4	0	0.0	0	0.0	1	0.2
15-17 years	22	4.4	2	0.4	0	0.0	0	0.0	0	0.0

Respondents with children who have special educational needs or disability

71 respondents (14.1%) identified as having children with a disability or additional learning needs, with Speech & Language issues being the most commonly reported.

Number of children	1		2		3		4		5+		Total	%
	No.	%	No.	%	No.	%	No.	%	No.	%	No.	%
Speech & Language	30	42.3	1	1.4	0	0.0	0	0.0	0	0.0	31	19
Specific Learning	9	12.7	3	4.2	0	0.0	0	0.0	0	0.0	12	8
Hearing difficulties	19	26.8	1	1.4	0	0.0	0	0.0	0	0.0	20	13
Learning difficulties	16	22.5	1	1.4	0	0.0	0	0.0	0	0.0	17	11
Visual difficulties	10	14.1	2	2.8	0	0.0	1	1.4	0	0.0	13	8
Emotional & behavioural difficulties	18	25.4	1	1.4	0	0.0	0	0.0	0	0.0	19	12
Physical	11	15.5	1	1.4	0	0.0	1	1.4	0	0.0	13	8
Medical condition	15	21.1	3	4.2	0	0.0	0	0.0	0	0.0	18	11
Other	16	22.5	1	1.4	0	0.0	0	0.0	0	0.0	17	11
Totals (% of total)	144	(90%)	14	(8.75%)	0	-	2	(1.25%)	0	-	160	100

7.2. Current Use of Childcare

7.2.1. Analysis of Current Use of Childcare Provision

NB: This information from the Parental Survey could be seen to duplicate information sourced from the SASS. Due to the anonymization of both data sources, it is not possible to cross-reference the data sets.

Respondents who currently use childcare for some or all of their children.

Almost all respondents (94.2%) currently used childcare as they went to work. Just under a fifth (18.2%) used childcare for the social or learning benefits it offered their children.

Reason for use	No.	%
I go to work	259	94.2
Social or learning benefits for my child/ children	50	18.2
I am studying	9	3.3
To take advantage of Early Years Education Entitlement	9	3.3
To take advantage of Flying Start Entitlement	6	2.2
I do unpaid voluntary work	5	1.8
I am seeking work,	2	0.7
I am seeking training or education opportunities	2	0.7
Assisted Places	2	0.7
Other	3	1.1
	275	100

Please tell us which types of childcare you use for your child(ren) during term time

Day care was the most popular type of childcare used (62.3%), followed by out-of-school care (34.1%) and Family and/or Friends (24.9%).

	No	%
Day care	170	62.3
Out-of-school care	93	34.1
Family and/or Friends	68	24.9
Childminder	41	15.0
Crèche	25	9.2
Sessional day care (e.g. Playgroup)	22	8.1
Open access play provision	4	1.5
Nanny (Approved)	4	1.5
	273	100

Some of the base sizes for this analysis are very small, and should therefore be treated with caution.

Daycare

Daycare	No	%
Full day Nursery	126	74.1
Half day Nursery (am)	23	13.5
After school	22	12.9
Wrap around a part time Early Education placement, e.g. playgroup or school or nursery	17	10.0
Before school	12	7.1
Half day Nursery (pm)	9	5.3
Playgroup/Cylch Meithrin (am)	6	3.5
Playgroup/Cylch Meithrin (pm)	4	2.4
Lunch	3	1.8
Other	3	1.8
Creche	1	0.6
	170	100.0

Number of children	Under 12 months	12-18 months	19-23 months	2 years	3 years	4 years	5-7 years	8-11 years	12+ years	Age Not specified
Full day Nursery	12	30	22	48	25	4	0	0	0	3
Half day Nursery (am)	2	3	2	5	12	0	0	0	0	2
Half day Nursery (pm)	0	3	0	5	3	0	0	0	0	0
Before school	2	1	1	0	4	2	6	3	0	0
After school	3	1	1	1	5	4	13	4	0	1
Playgroup/Cylch Meithrin (am)	0	1	0	2	1	2	0	0	0	2
Playgroup/Cylch Meithrin (pm)	0	0	0	1	1	0	3	0	0	1
Crèche	0	1	0	0	0	0	0	0	0	0
Wrap-around	0	3	1	0	14	2	2	0	0	0
Lunch										
Other										

Out of School Care

Out of school Care	No	%
After school	81	89.0
Before school (Breakfast Club)	66	72.5
Play scheme sessions	5	5.5
Other	3	3.3
	91	100

Number of children	2 years & under	3 years	4 years	5-7 years	8-11 years	12-14 years	15-17 years	Not specified
Before school (Breakfast Club)	0	5	16	48	25	1	0	0
After school	0	5	18	62	32	1	0	0
Play scheme sessions	0	2	1	4	2	0	0	0
Other	0	1	0	3	1	0	0	0

Families and Friends

A total of 102 children from 68 respondents were identified as cared for by Family and/or Friends; 2 respondents did not specify the number of children using this childcare.

Number of children	Under 12 months	12-18 months	19-23 months	2 years	3 years	4 years	5-7 years	8-11 years	12-14 years	15-17 years	Not specified
Family and/or friends	5	13	5	16	15	8	21	13	3	0	4

Childminder

A total of **52** children from **41** respondents were identified as using a **Childminder**; three respondents did not specify the number of children using this childcare. More than two-fifths of respondents using a Childminder did so for After School care (43.9%), slightly fewer (39.0%) did so for full day care, whilst one in six (17.1%) needed care before school.

Childminder	No	%
After school	18	43.9
Full day care	16	39.0
Before school	7	17.1
Half day care (pm)	4	9.8
Wrap around a part time Early Education placement, e.g. playgroup or school or nursery	3	7.3
Half day care (am)	1	2.4
Other	2	4.9
	41	100

Number of children	Under 12 months	12-18 months	19-23 months	2 years	3 years	4 years	5-7 years	8-11 years	12-14 years	15-17 years	Not specified
Full day care	3	2	4	6	1	2	1	1	0	0	0
Half day care (am)	0	1	0	0	1	0	0	0	0	0	0
Half day care (pm)	0	0	0	2	1	0	2	0	0	0	0
Before school	0	0	0	2	0	1	4	1	0	0	1
After school	1	0	0	2	0	3	11	4	1	0	3
Wrap around	0	0	1	1	1	1	1	0	0	0	0
Other	0	1	0	0	0	0	0	0	0	0	1

Crèches

NB: It is not clear if parents have used the term 'crèche' as a technical definition of a childcare type (as per CSSIW terminology), or as a more generic term for childcare for younger children.

A total of **29** children from **25** respondents were identified as using a **Crèche**; three respondents did not specify the number of children using this childcare. Three-quarters of those using a Crèche (76.0%) did so for full day care; a fifth (20.0%) did so for a half day care (8.0% in the morning, 12.0% in the afternoon).

Crèche	No	%
Full day care	19	76.0
Afternoons only	3	12.0
Mornings only	2	8.0
Other	3	12.0
	25	100

Number of children	Under 12 months	12-18 months	19-23 months	2 years	3 years	4 years	5+ years	Not specified
Full day care	2	2	5	5	1	1	0	5
Mornings only	0	0	1	1	0	0	0	0
Afternoons only	0	1	1	1	0	0	0	0
Other	1	1	1	0	0	0	0	1

Sessional Care

A total of **31** children from **22** respondents were identified as using **Sessional Day Care**; 1 respondent did not specify the number of children using this childcare. The most commonly used Sessional Day Care was Playgroup/ Cylch Meithrin run in the morning (72.7%).

Sessional Day Care	No	%
Playgroup/Cylch Meithrin (am)	16	72.7
Wrap-around a part time Early Education placement, e.g. playgroup or school or nursery	5	22.7
Lunch	5	22.7
Playgroup/Cylch Meithrin (pm)	2	9.1
Other	1	4.5
	22	100

Number of children	Under 12 months	12-18 months	19-23 months	2 years	3 years	4 years	5-7 years	8+ years	Not specified
Playgroup/ Cylch Meithrin (am)	3	1	1	10	3	2	3	0	1
Playgroup/ Cylch Meithrin (pm)	0	0	0	0	1	0	2	0	0
Wrap-around	0	1	0	0	5	0	0	0	0
Lunch	0	1	0	0	4	0	0	0	0
Other	0	0	0	0	1	0	0	0	0

Open Access Play

A total of **5** children from **4** respondents were identified as using **Open Access Play Provision**. All respondents using Open Access Play Provision did so after school, with half also using this before school.

Open access play provision	No	%
After school	4	100.0
Before school	2	50.0
Play scheme sessions	1	25.0
Other	0	0.0
	4	100

Number of children	3 years & under	4 years	5-7 years	8-11 years	12+ years
Before school	0	1	1	1	0
After school	0	1	3	1	0
Play scheme sessions	0	1	1	0	0

Nannies

A total of **7** children from **4** respondents were identified as being cared for by a **Nanny**; one respondent did not specify the number of children using this childcare. Three of the four respondents who employed a Nanny to care for their children required after school care.

Nanny (Approved)	No	%
After school	3	75.0
Full day care	1	25.0
Half day care (am)	1	25.0
Half day care (pm)	1	25.0
Before school	1	25.0
Wrap around a part time Early Education placement, e.g. playgroup or school or nursery	0	0.0
Lunch	0	0.0
Other	0	0.0
	4	100

Number of children	Under 2 years	2 years	3 years	4 years	5-7 years	8-11 years	12+ years	Not specified
Full day care	0	0	0	0	0	0	0	1
Half day care (am)	0	0	0	0	0	2	0	0
Half day care (pm)	0	0	0	0	0	2	0	0
Before school	0	0	0	1	0	0	0	0
After school	0	1	0	2	2	0	0	0

Childcare during Holidays

Day care was again the most popular type of childcare used (53.1%), followed by **Family and/or Friends** (40.4%) and **Holiday Club** (27.3%).

Holiday	No	%
Day care	130	53.1
Family and/or Friends	99	40.4
Holiday Club	67	27.3
Childminder	23	9.4
Open access play provision	20	8.2
Crèche	16	6.5
Nanny (Approved)	2	0.8
	245	100

Respondents were then asked to provide further information on the times each type of childcare was used, and for how many children. *Some of the base sizes for this analysis are very small, and should therefore be treated with caution.*

Daycare

A total of **149** children from **130** respondents were identified as using **Day Care**; 7 respondents did not specify the number of children using this childcare. Almost nine in ten of those using **Day Care** (86.9%) reported using a full day Nursery, with a further 16.9% using **half day Nursery** (11.5% in the morning, 5.4% in the afternoon).

Day care	No	%
Full day Nursery	113	86.9
Half day Nursery (am)	15	11.5
Half day Nursery (pm)	7	5.4
Creche	3	2.3
Lunch	0	0.0
Other	1	0.8
	130	100

Number of children	Under 12 months	12-18 months	19-23 months	2 years	3 years	4 years	5-7 years	8+ years	Not specified
Full day Nursery	9	29	18	39	19	8	3	0	5
Half day Nursery (am)	0	3	2	2	8	0	0	0	2
Half day Nursery (pm)	0	2	0	4	2	0	0	0	1
Crèche	0	0	0	2	0	2	0	0	1
Other	0	0	1	0	0	0	0	0	0

Family and Friends

A total of **158** children from **99** respondents were identified as being cared for by **Family and/or Friends**; four respondents did not specify the number of children using this childcare.

	No	%
Family and/or friends	99	40.4

Number of children	Under 12 months	12-18 months	19-23 months	2 years	3 years	4 years	5-7 years	8-11 years	12-14 years	15-17 years	Not specified
Family and/or friends	9	9	10	16	19	14	38	27	3	0	13

Holiday Club

A total of **103** children from **67** respondents were identified as using a **Holiday Club**; one respondent did not specify the number of children using this childcare.

	No	%
Holiday Club	67	27.3

Number of children	Under 12 months	12-18 months	19-23 months	2 years	3 years	4 years	5-7 years	8-11 years	12-14 years	15-17 years	Not specified
Holiday Club	1	0	0	0	4	10	53	30	2	0	3

Childminder

A total of **38** children from **23** respondents were identified as using a **Childminder**; two respondents did not specify the number of children using this childcare. Over nine in ten of those using a Childminder (91.3%) reported using a full day care.

Childminder	No	%
Full day care	21	91.3
Half day care (am)	0	0.0
Half day care (pm)	2	8.7
Other	1	4.3
	23	100

Number of children	Under 12 months	12-18 months	19-23 months	2 years	3 years	4 years	5-7 years	8-11 years	12+ years	Not specified
Full day care	1	0	3	4	4	3	7	5	0	4
Half day care (pm)	0	0	0	0	0	0	2	0	0	1
Other	0	1	0	0	0	0	0	0	0	0

Open Access Play

A total of **27** children from **19** respondents were identified as using **Open Access Play Provision**; five respondents did not specify the number of children using this childcare. Just under two-thirds of these respondents used a Holiday Playscheme; three in ten took their children to Play Scheme sessions.

Open access play provision	No	%
Holiday Playscheme	12	63.2
Play scheme sessions	6	31.6
Other	1	5.3
	19	100

Number of children	Under 2 years	2 years	3 years	4 years	5-7 years	8-11 years	12+ years	Not specified
Holiday Playscheme	0	2	0	2	4	2	0	5
Play scheme sessions	0	1	1	0	4	3	0	1
Other	0	0	1	0	0	0	0	0

Crèches

A total of **16** children from **15** respondents were identified as using a **Crèche**; one respondent did not specify the number of children using this childcare. Almost nine in ten of those using a crèche made use of full day care.

Crèche	No	%
Full day care	13	86.7
Mornings only	1	6.7
Afternoons only	1	6.7
Other	0	0.0
	15	100

Number of children	Under 12 months	12-18 months	19-23 months	2 years	3 years	4 years	5+ years	Not specified
Full day care	0	2	5	5	1	2	0	1
Mornings only	0	0	0	1	0	0	0	0
Afternoons only	0	0	1	0	0	0	0	0

Nannies

A total of **4** children from **2** respondents were identified as using a **Nanny**, with all receiving full day care.

Nanny (Approved)	No	%
Full day care	2	100.0
Half day care (am)	0	0.0
Half day care (pm)	0	0.0
Lunch	0	0.0
Other	0	0.0
	2	100

	Under 12 months	12-18 months	19-23 months	2 years	3 years	4 years	5-7 years	8-11 years	12+ years
Full day care	0	1	0	0	0	1	0	2	0

7.2.2. Summary of key strengths and weaknesses

- As noted above, the data from the Parental Survey regarding use of childcare, and the data extracted from the SASS regarding childcare use both give information on current uptake by childcare service type, but cannot be further analysed due to the anonymization of the data.
- The limited response rate to the Parental Survey means that the responses are not statistically significant, but they do provide some indication of key issue for some parents
- It is not clear if all parents have utilised the same (technical) terminology as has been used by the author and CSSIW. Therefore terms such as crèche and breakfast club could have a number of different meanings

7.3. Demand for Childcare Provision
7.3.1. Analysis of Demand for Childcare Provision

The following responses drawn from the Parental Survey, whilst not statistically significantly, are a useful indication of possible preferences, issues and barriers faced by parents across Cardiff.

Parents expecting their first child, or on maternity/paternity leave with their *first* child, or are adopting their *first* child.

More than half of the new/expectant first-time parents anticipated they would use Day Care (58.6%), a third (34.5%) planned to ask family and/or friends to take care of their child(ren). None stated they had no plans to use childcare.

	No	%
Day care	17	58.6
Family and/or Friends	10	34.5
Childminder	8	27.6
Sessional day care	4	13.8
Creche	3	10.3
Out-of-school care	2	6.9
Open access play provision	2	6.9
Nanny (Approved)	1	3.4
Not planning to use childcare	0	0.0
Don't know	5	17.2
	29	100

What times are you likely to require childcare? Please state the number of children needing care for each time

Almost two-thirds of new/expectant parents (62.1%) anticipated they would be likely to need full-time care. Just over one in six (17.2%) needed childcare in the mornings, or flexible hours.

Number of Children	1		2		3	
	No	%	No	%	No	%
Full-time	18	62.1	1	3.4	0	0.0
Part-time - mornings	5	17.2	1	3.4	0	0.0
Part-time - afternoons	2	6.9	1	3.4	0	0.0
Evenings	1	3.4	1	3.4	0	0.0
Overnight	1	3.4	0	0.0	0	0.0
Flexible hours	5	17.2	1	3.4	0	0.0
Not planning to use childcare	0	0.0	0	0.0	0	0.0
Don't know	2	6.9	1	3.4	0	0.0

Where do you require childcare?

More than four in five new/expectant parents wanted childcare close to their home, one in six (17.2%) wanted it to be close to their place of work/education. Unfortunately, as it was not possible to track the location of individual responses, the following information does not assist in identifying geographic demand.

	No	%
Close to home	24	82.8
Close to work/study	5	17.2
Other	0	0.0
Total	29	100

Key factors affecting childcare choices

The primary concerns when looking for childcare would be that it was good quality (86.3%), affordable (75.4%) and close to home (69.4%).

	No	%
Good quality childcare	158	86.3
Affordable childcare	138	75.4
Close to home	127	69.4
Childcare after-school/during school holidays	80	43.7
Flexible Hours	78	42.6
Play opportunities	78	42.6
Close to child's school	73	39.9
Social opportunities	44	24.0
Flexible payment	41	22.4
Close to work	34	18.6
Close to transport links/pick-up service	32	17.5
Choice of different childcare types	22	12.0
Provision for additional learning needs/disability	14	7.7
Childcare that caters for my child's cultural/ additional needs	13	7.1
Other	9	4.9
Total	183	100

Parental Views and Opinions about Childcare

Almost all those responding to this question agreed that they were **“satisfied with the quality of my childcare during term time” (94.1%)**; this fell slightly to **85.8%** regarding satisfaction with the quality of childcare during school holidays.

Almost nine in ten respondents agreed that **“Childcare caters for my child/children’s needs” (87.5%)**, and that **“Childcare is too expensive” (85.7%)**.

Half of those responding to this question felt that **they did not know where to find information on financial assistance for childcare (51.0%)**.

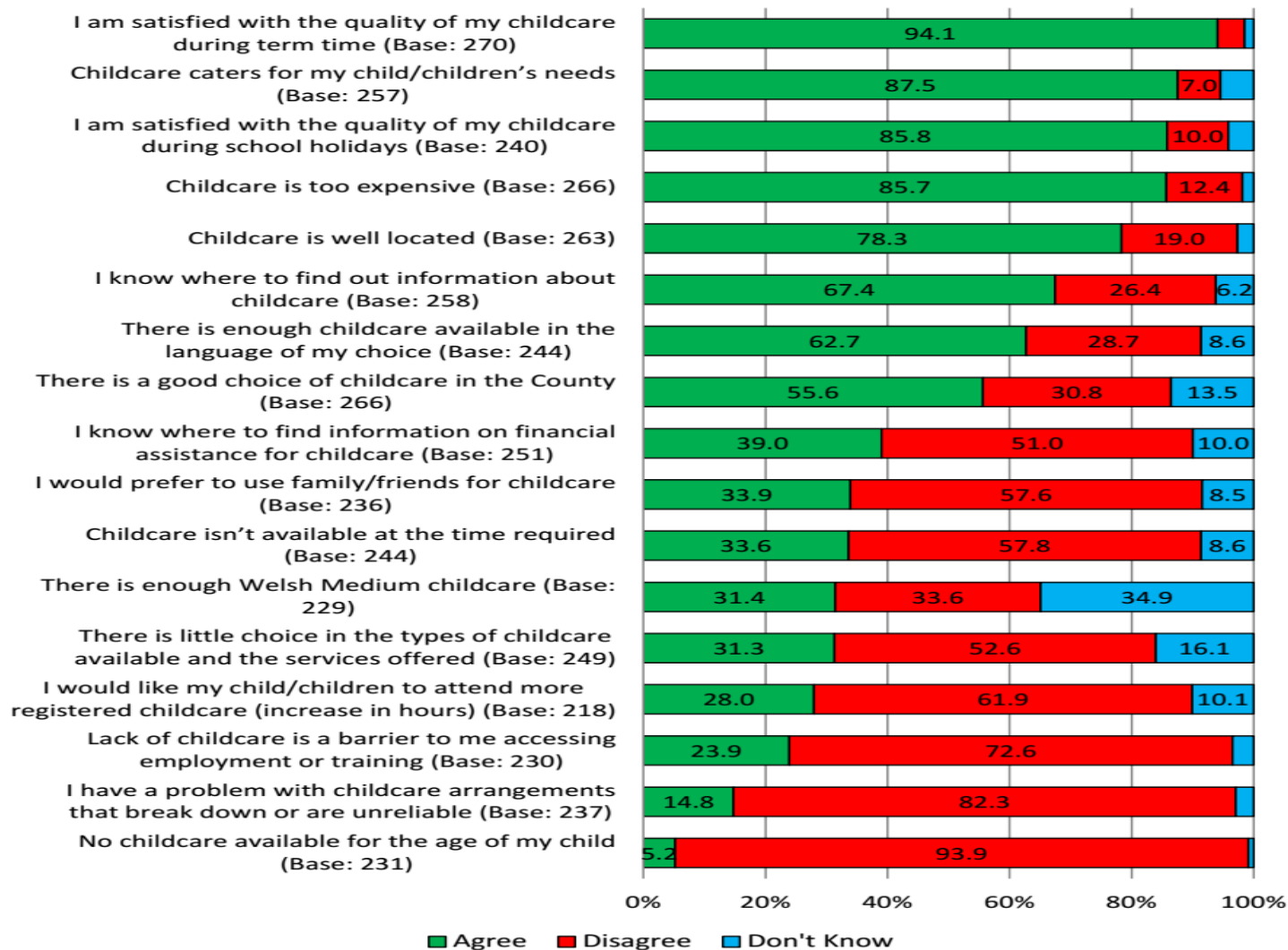
Just **5.2%** of respondents felt that **there was no childcare available for the age of their child**.

A nearly a third of respondents (31.4%) did not think there was enough Welsh Medium childcare.

In the table overleaf, issues identified by parents in the Parental Survey that are reflected in actions in the Action Plan have been highlighted.

	Base	Agree		Disagree		Don't Know	
		No	%	No	%	No	%
I am satisfied with the quality of my childcare during term time	270	254	94.1	12	4.4	4	1.5
Childcare caters for my child/children's needs	257	225	87.5	18	7.0	14	5.4
I am satisfied with the quality of my childcare during school holidays	240	206	85.8	24	10.0	10	4.2
Childcare is too expensive	266	228	85.7	33	12.4	5	1.9
Childcare is well located	263	206	78.3	50	19.0	7	2.7
I know where to find out information about childcare	258	174	67.4	68	26.4	16	6.2
There is enough childcare available in the language of my choice	244	153	62.7	70	28.7	21	8.6
There is a good choice of childcare in the County	266	148	55.6	82	30.8	36	13.5
I know where to find information on financial assistance for childcare	251	98	39.0	128	51.0	25	10.0
I would prefer to use family/friends for childcare	236	80	33.9	136	57.6	20	8.5
Childcare isn't available at the time required	244	82	33.6	141	57.8	21	8.6
There is enough Welsh Medium childcare	229	72	31.4	77	33.6	80	34.9
There is little choice in the types of childcare available and the services offered	249	78	31.3	131	52.6	40	16.1
I would like my child/children to attend more registered childcare (increase in hours)	218	61	28.0	135	61.9	22	10.1
Lack of childcare is a barrier to me accessing employment or training	230	55	23.9	167	72.6	8	3.5
I have a problem with childcare arrangements that break down or are unreliable	237	35	14.8	195	82.3	7	3.0
No childcare available for the age of my child	231	12	5.2	217	93.9	2	0.9

**Thinking about the childcare you use for your child(ren),
do you agree or disagree with the following statements**



If you use different types of childcare for your child/children and wish to make any further comments, please outline below:
 Fifty respondents took the time to answer this question; their responses have been grouped into the following categories:

	No	%
Cost / Too expensive <i>- The cost of childcare for under 5s, and under 3s especially, is expensive and a barrier to highly skilled women returning to work following maternity leave.</i> <i>- Nursery is too expensive but no choice when returning to work.</i>	15	29.4
Insufficient provision in my area <i>- Amount and choice of childcare provision in our area is woefully inadequate</i> <i>- Not enough child minders in my area</i>	10	19.6
Description of childcare currently used <i>- Use family and friends not out of choice but out of necessity to work around school and childminder holidays and partners shift work</i> <i>- I use a mixture of au pairs and full time nursery as a working mother who is a lone parent without family.</i>	9	17.6
Times needed unavailable <i>- As a shift worker (hospital doctor), the hours provided 7.45 - 6pm often prove challenging: starting too late and finishing too early.</i>	7	13.7
2.5 hrs of free education unworkable <i>- My 4 year old son was unable to access his school nursery funded place at the local primary school (Rhiwbina) as I was unable to find wraparound childcare for him in the local area. I envisage similar problems with my daughter when she starts nursery next September.</i>	7	13.7
Not enough Welsh language provision <i>- There is sufficient Welsh medium childcare, but it could be hugely improved. Lots of local nurseries advertise themselves as being bilingual, but don't actually have that many Welsh speaking staff. In these cases, I would question how much exposure the children are getting to the Welsh language.</i>	6	11.8
Long waiting lists <i>- Long waiting lists for after-school club makes it difficult to change or increase working hours</i>	5	9.8
Praise for providers <i>- Use Menter Caerdydd on half term which I think is brilliant for my child's Welsh language, they are brilliant!</i>	4	7.8
Lack of flexibility <i>- I had to give up my previous job as it was on a 24/7 rota and I struggled to find childcare that would be flexible enough to enable me to continue.</i>	4	7.8
Childcare in school holidays <i>- There isn't enough affordable childcare for holidays</i>	2	3.9
Don't cater for SEN <i>- I have had to move my child from after school club in his school due to their unwillingness to cater for my son's additional needs. I haven't found any other afterschool childcare providers in my area so I have had to move him to a childminder.</i>	2	3.9

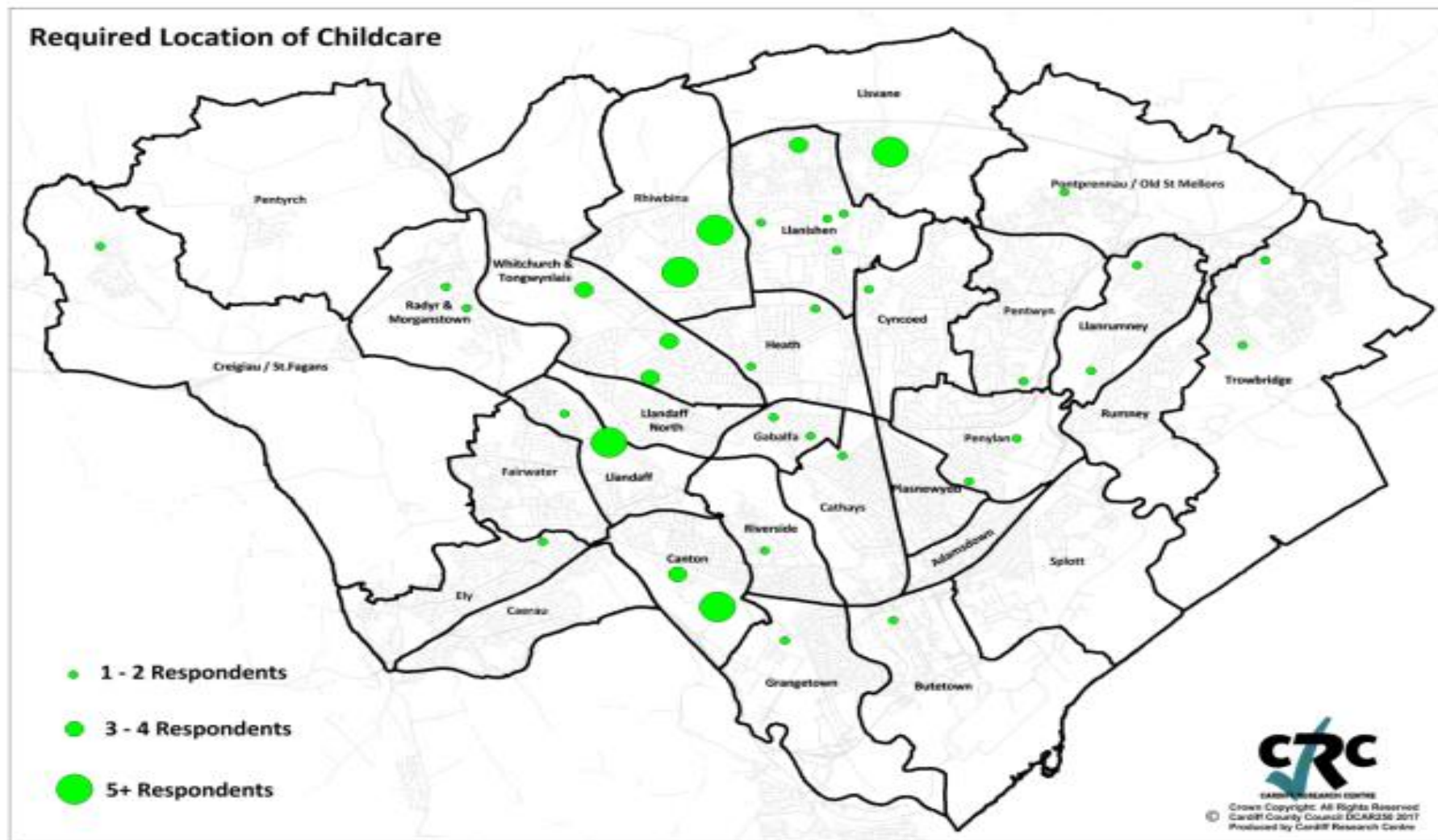
Miscellaneous - I would like to see more outdoor provision, e.g. outdoor playgroup, forest school nurseries etc. - There are no places catering for vegans	12	23.5
---	----	------

How could the accessibility/ availability and affordability of childcare provision be improved?

- **Just under a fifth of the 263 respondents to this question (18.6%) felt there was no improvements needed for Term Time childcare provision; around one in seven (15.2%) felt no improvements were needed for childcare provision in the school holidays.**
- **The single biggest improvement cited by respondents was for childcare to be made more affordable both in Term Time (60.1%) and in the school holidays (47.1%).**
- **Timings of available childcare were the next biggest concern, with parents/carers expressing a demand for more childcare before and after school, care before 8am, and Full Day care in the school holidays.**
- **Two-thirds of respondents (67.2%) wanted childcare close to their home; three in ten indicated a preference for childcare close to their children's school.**

Preferred locations	No .	%
Close to home	250	67.2
Close to work/study	67	18.0
Close to my child(ren)'s school	112	30.1
Other	2	0.5
	372	100

Respondents who wanted childcare close to their children's school were asked to provide the name or postcode of the school; these are shown on the map overleaf



As with previous tables, issues highlighted by respondents which have been included in the Action Plan have been highlighted.

	Term Time		School Holidays	
	No	%	No	%
No improvements needed	49	18.6	40	15.2
More Affordable	158	60.1	124	47.1
Available before school 7:30am - 9am	103	39.2	46	17.5
Available before 8am	97	36.9	66	25.1
After School 3:30pm - 6pm	70	26.6	33	12.5
Available after 6pm	45	17.1	26	9.9
Availability of Welsh Medium childcare	44	16.7	28	10.6
Full Day Care 8am-6pm	34	12.9	45	17.1
Weekend Care	34	12.9	24	9.1
Location closer to home	34	12.9	24	9.1
Availability of bilingual childcare	34	12.9	28	10.6
Location closer to work	26	9.9	19	7.2
Childcare that is better at meeting my child's/children's individual needs	24	9.1	16	6.1
Morning 9:00am-12:00pm	22	8.4	16	6.1
Afternoon 12:00pm - 3:30pm	22	8.4	17	6.5
Location closer to siblings' school	19	7.2	7	2.7
Lunch time 12:00pm-1:00pm	17	6.5	14	5.3
Overnight Care	15	5.7	11	4.2
Availability of English Medium childcare	14	5.3	9	3.4
Location closer to study	8	3.0	3	1.1
Other	5	1.9	2	0.8

Which of these reasons best describe why you do NOT use childcare for some/all of your children at this time? Please tick all that apply.

A third of respondents reported that they, or their partner, were stay-at-home parents with no need for childcare, with a further 28.9% stating that their partner, family or friends looked after their children; 12.7% did not need childcare as their children were old enough to look after themselves. Cost proved the biggest barrier to accessing childcare, with a quarter (26.6%) stating that childcare is 'too expensive'.

	No	%
I am/my partner is a stay at home parent and I have no need for childcare.	58	33.5
My partner/ family/ friends look after my child/children.	50	28.9
Childcare is too expensive.	46	26.6
My child/ren are old enough to look after themselves	22	12.7
There is no childcare available at the times I need it	11	6.4
There is no wrap-around or after-school club at my child/ren's school.	10	5.8
There is no childcare that can cater for my child/ren's additional needs.	6	3.5
I have problems with transport.	5	2.9
There is no suitable Welsh medium provision.	2	1.2
There is no childcare that is in the right location.	2	1.2
There is no childcare that can cater for my child's/children's cultural needs.	0	0.0
Other	34	19.7
Total	173	100.

7.3.2. Summary of key strengths and weaknesses

- Although the sample size is small, a number of key issues have been identified which have shaped actions included in the Action Plan. These issues are highlighted in the following section **7.4. Barriers to Childcare Provision**
- It has not been possible to identify the geographical location of respondents, so it has not been possible to locate areas lacking childcare based on these parental responses. This will need to be addressed in future Parental Surveys

7.4. Barriers to Childcare Provision

7.4.1. Accessibility of Childcare Provision

- The cost of childcare was the most commonly identified barrier to access, heightened by a large number of respondents stating they did not know where to access information regarding financial assistance with the cost
- Operating times were also cited as a barrier, and although there are settings providing care at atypical hours (before 8.00 am and some after 6.00 pm, and for childminders some offer evening and weekends), given the likely growth in more 'flexible' working patterns this is an aspect that requires further exploration. With the expected growth of the city, and the planned shift in transport away from private vehicles, childcare that covers parents work *and* commuting time may also prove a driver for extended childcare hours, subject to there being sufficient demand to make provision financially viable.
- There was little evidence of specific barriers to access for children with additional needs or a disability, or those from ethnic minority communities. However, supporting providers to ensure they are fully aware of their responsibilities around equalities issues has been identified as an ongoing action in the Action Plan.
- The Childcare Business Support Team are made aware of emerging issues around the lack of childcare in specific areas/communities, and respond wherever possible by working with existing nearby providers, or highlighting to potential new providers evidence of unmet demand. However, as the developmental process for new provision usually takes around a year, whilst the longer-term demand may be addressed, it is unlikely that the short-term needs of the parent or parents who contacted the CBST can be met quickly enough to be deemed as satisfactory. There may be an opportunity to include content on the FIS website to assist in managing parents' expectations around the development of new provision.

7.4.2. Barriers experienced by specific target groups

- (i) **Working Parents**
- (ii) **Parents seeking work or training opportunities**
- (iii) **Unemployed Households**

Whilst it has not been possible to cross-reference responses to identify if specific responses related to parents who are currently working, seeking work or training, or currently unemployed, 84.1% of respondents reported they were in work; just under 2% in education or training; 3.2% were seeking work or training; and 10.9% were not working.

The single biggest improvement cited by respondents was for childcare to be made more affordable both in Term Time (60.1%) and in the school holidays (47.1%). 228 of 266 respondents (87.5%) agreed with the specific statement “Childcare is too expensive.”

For those not using childcare, the major barriers were identified as being “childcare is too expensive” (46 respondents - 26.6% of those respondents); “there is no childcare available at the times I need it” (11 respondents - 6.4%) and more specifically, “there is no wrap-around or after-school club at my child/ren's school”. (10 respondents - 5.8%).

With regards to cost, these specific responses were received:

- *For me to work full time, it costs us over £900 a month for one child. If I had another, who also went into full time care, it would cost considerably more than my annual income. I would have to give up work.*
- *Childcare is very expensive I don't have family that can help and I have to work I realise they have to pay the staff who do an amazing job in the nursery I use for my child but I don't think it reflects in their pay*

The Action Plan identifies promoting the financial assistance available to working parents (tax-free childcare, employers voucher schemes, etc.) as a priority, in response to over half of respondents (128 of 251, or 51%) disagreeing with the statement, “I know where to find information on financial assistance for childcare.”

Another barrier identified, presumably predominantly by working parents, are the times of operation. Specific comments included:

- *Childcare must be available to cover normal working hours plus time for commuting, i.e. 7.30-6, otherwise it is useless for working parents*
- *We both work in the NHS. If 7 day working in the NHS is to take place, we need weekend childcare.*
- *As a shift worker (hospital doctor), the hours provided 7.45 - 6pm often prove challenging starting too late and finishing too early*

Between 82 (23%) to 91* (25.5%) of respondents to the questions around future childcare need identified weekday care between 7.00 – 9.00 am; 18 – 21* (5% - 5.9%) respondents required care after 6.00 pm weekdays; up to 7 responses were looking for overnight care, and 19 respondents were looking for full daycare on a Saturday and 17 on a Sunday.

Almost half (45.5%) of the respondents not currently using childcare, and citing lack of childcare when required as a barrier to doing so, needed care to be available before 8am.

	No	%
Before 8am	5	45.5
After 6pm	3	27.3
Over-night care	1	9.1
Weekend care	2	18.2
Other	2	18.2
Don't know	0	0.0
N/A	3	27.3
Total	11	100

NB: Please note the low number of respondents to this question

However, as noted elsewhere in this document, providers who have offered atypical hours, including weekends, have found insufficient sustainable demand to make this provision sustainable. Although the numbers above would suggest demand exists, in reality unless all families wished, and were able to, access the same setting the 'critical mass' of children, and therefore income, could not be guaranteed.

Wrap-around provision to complement part time early education places, soon to be expanded through the Welsh Government's 30 hour offer, could partially address some concerns noted in the Parental Survey.

- My son is due to start nursery education in January for 5 mornings per week however as I work 4 days per week, it is likely I will have to turn this place down as none of the nurseries I use offer a wraparound or drop off/pick up service. I feel disadvantaged to other authorities that offer full-time nursery places as well as my friends in England who get the funding to use at any registered provider of childcare of their choice. Cardiff system discriminates against working parents.

- I feel a service similar to England would massively help - i.e. 15 hrs paid childcare - any days

However, for those in full time work additional out of school hours care would also be needed to ensure childcare hours matched working and travelling hours.

One response identified the need for very flexible childcare, to meet the needs of workers whose working hours change from week to week.

- *Childcare that is more flexible week-by-week and doesn't require you to book certain days each week.*

In another section of the Survey, 55 of 230 respondents agreed with the statement, “Lack of childcare is a barrier to me accessing employment or training”. This represents 23.9% of respondents, although 72.6% did not agree with this statement.

(iv) Low income families

(v) Lone parent families

13.7% of respondents reported earning less than £20,000 per year, and 68 of the 488 respondents (13.9%) reported being lone parents. It would seem reasonable to assume that the issues faced by working parents noted above also apply to low income and lone parents.

(vi) Families from ethnic minority backgrounds

A specific statement was included in the Parental Survey. The statement was, “There is no childcare that can cater for my child's/children's cultural needs”. No respondents identified this as an issue. Thirteen respondents indicated that “Childcare that caters for my child's cultural/ additional needs” would be a priority, but it is not possible to ascertain which responses apply to ethnicity and which to additional needs.

(vii) Families with children who have special educational needs, or a disability

Six respondents indicated that their reason for not using childcare was that, “There is no childcare that can cater for my child/ren's additional needs”. A further comment is included below:

- *I have had to move my child from after school club in his school due to their unwillingness to cater for my son's additional needs. I haven't found any other afterschool childcare providers in my area so I have had to move him to a childminder.*

At present, 200 of the 439 providers registered with the FIS have indicated via a check box that they are accessible to children with disabilities and additional needs. This should not be read to mean that the remaining 239 are not accessible, but that, to date, they have not updated their FIS record. A resource has recently been produced by Flying Start, "Meeting the Healthcare Needs of Children in Cardiff", and consultation is currently underway with a small group of childcare providers as to the most useful way to promote use of this resource.

Do any of the children who require childcare have additional learning needs or require specialist care due to a disability?

In total, **16** children identified from **18** respondents required childcare for children with additional learning needs, or specialist care due to their child's disability. Two respondents did not specify the number of children needing such care.

	No	%
Yes	18	4.9
No	347	95.1
Total	365	100

(viii) Any other specific target groups relevant to the Local Authority area

Just over a quarter of respondents (25.4%) were currently using Welsh medium education provision (125 of the 493 respondents) and 167 families (33.7%) were intending to send their child/children to a Welsh medium education setting. The figures for childcare were slightly different, with 59 respondents (12.7%) stating they currently use Welsh medium childcare, and 93 (20.2%) indicating they wish to access Welsh medium childcare in the future.

Of the 229 respondents to the statement, "There is enough Welsh Medium childcare", 72 (31.4%) agreed with the statement, but 77 (33.6%) disagreed, and 80 (34.9%) reported that they didn't know.

Given that location of childcare near to home was ranked as the third most important factor in choosing childcare (127 of 183 respondents, 69.4%), the *location*, as well as the medium of provision will clearly be important. The table below, based on SASS data, shows the NMAs with no Welsh medium provision by childcare type, and the number of Welsh medium settings compared to the total number, again based on SASS data.

Type of provision	Total Number	Welsh medium providers	NMAs without Welsh medium provision
Childminders	204	8 (4%)	Cardiff East, Cardiff City and South
Full Daycare	50	5 (10%)	Cardiff East, Cardiff City and South
Sessional Care	50	9 (18%)	<i>Only 1 setting in Cardiff East, Cardiff City and South, Cardiff South West and Cardiff West</i>
Out Of School Care	30	3 (10%)	Cardiff North, Cardiff City and South, Cardiff West

When identifying barriers to accessing childcare, only 2 respondents (1.2% of those replying to that question) agreed with the statement, “There is no suitable Welsh medium provision.”

8. Early Years Part Time Education (Foundation Phase) and Flying Start Provision

8.1. Analysis of Early Years Part Time Education (Foundation Phase)

Range of services provided

	Cardiff North		Cardiff East		Cardiff South East		Cardiff City & South		Cardiff South West		Cardiff West		Cardiff	
Number of Settings	English (Both)	Welsh	English (Both)	Welsh	English (Both)	Welsh	English (Both)	Welsh	English (Both)	Welsh	English (Both)	Welsh	English (Both)	Welsh
Total providers	2	1	-	1	-	2	-	1	1	1	2	2	5	8
Total	3		1		2		1		2		4		13	
Full Day Care/ Nursery	1	-	-	-	-	-	-	-	1	-	-	1	2	1
Sessional Day Care	1	1	-	1	-	2	-	1	-	1	2	1	3	7
Childminder	-	-	-	-	-	-	-	-	-	-	-	-	-	-
Totals	2	1	-	1	-	2	-	1	1	1	2	2	5	8

Number and type of child places filled (full time, part time, ad-hoc)

It was not clear from responses, which children were attending to access their early education entitlement. It is felt most likely that Columns KF and KG ("Morning" and "Afternoon" relate to children accessing early education) so this data is highlighted in the "Totals" columns. The table below indicates that 112 children attend full time morning sessions, 179 attend part time, and 3 ad hoc, with 49 attending afternoon sessions on a full time basis, 73 part time and 1 ad hoc.

	Cardiff North			Cardiff East			Cardiff South East			Cardiff City & South			Cardiff South West			Cardiff West			Cardiff		
Registered Places*	80			32			50			26			192			86** (data missing)			466		
Total number of children using service	119			63			67			28			236			208			721		
	FT	PT	Ad Hoc	FT	PT	Ad Hoc	FT	PT	Ad Hoc	FT	PT	Ad Hoc	FT	PT	Ad Hoc	FT	PT	Ad Hoc	FT	PT	Ad Hoc
Full Day Care/ Nursery	-	5	-	-	-	-	-	-	-	-	-	-	3	23	1	6	54	9	9	82	1
Half day Nursery AM	6	15	-	-	-	-	-	-	-	-	-	-	-	11	-	-	11	-	6	37	-
Half day Nursery PM	-	15	-	-	-	-	-	-	-	-	-	-	-	1	-	-	-	-	1	16	-
Sessional Day Care Playgroup AM	-	-	-	-	-	-	-	-	-	-	-	-	15	1	-	-	-	-	15	1	-
Sessional Day Care Playgroup PM	1	-	-	-	-	-	-	-	-	-	-	-	13	1	-	-	-	-	13	1	-
Morning	19	48	-	23	14	-	6	27	-	28	-	-	16	18	3	20	72	-	112	179	3
Afternoon	2	8	-	16	10	-	18	14	-	-	-	-	13	21	1	-	20	-	49	73	1
Totals	21 (7)	56 (35)	-	39	24	-	24	41	-	28	-	-	29 (31)	39 (37)	4 (1)	20 (6)	92 (65)	-	161 (44)	252 (137)	4 (1)

*only settings indicating they provide Early Years Education

** one setting did not include registered places

Nursery Schools – numbers of children by age – January 2016

Nursery	On Roll	2/3pt	3/4pt
Ely and Caerau Childrens Centre	95	23	72
Grangetown Nursery School	140	25	115
Tremorfa Nursery School	80	9	71
Totals	315	57	258

Primary schools - Numbers of nursery pupils by age - January 2016

Cardiff North

Primary	Total	2/3 year olds Part time	2/3 year olds Full time	3/4 year olds Part time	3/4 year olds Full time
All Saints C.W Primary School	0	0	0	0	0
Birchgrove Primary School	0	0	0	0	0
Bryn Celyn Primary School	25	5	0	20	0
Christ The King R.C Primary School	0	0	0	0	0
Coed Glas Primary School	81	7	0	74	0
Glyncoed Primary School	45	10	0	35	0
Lakeside Primary School	74	8	0	66	0
Llanedeyrn Primary School	62	5	0	57	0
Llanishen Fach Primary School	80	0	0	80	0
Llysfaen Primary School	47	3	0	44	0
Marlborough Primary School	64	0	0	64	0
Rhiwbeina Primary School	80	0	0	80	0
Rhydypenau Primary School	80	1	0	79	0
Springwood Primary School	19	0	0	19	0
St Bernadette's R.C Primary School	52	10	1	41	0
St David's C.W Primary School	36	9	0	27	0

Primary	Total	2/3 year olds Part time	2/3 year olds Full time	3/4 year old s Part time	3/4 year olds Full time
St Philip Evans R.C Primary School	46	13	0	33	0
Thornhill Primary School	63	10	0	53	0
Ton-Yr-Ywen Primary School	80	0	0	80	0
Ysgol Y Wern	70	3	0	67	0
Ysgol Gynradd Gymraeg Pen-y-Groes	22	6	0	16	0
Ysgol Y Berllan Deg	64	3	0	61	0
Totals	1,090	93	1	996	0

Cardiff East

Primary	Total	2/3 year olds Part time	2/3 year olds Full time	3/4 year old s Part time	3/4 year olds Full time
Bishop Childs C.W Primary School	0	0	0	0	0
Bryn Hafod Primary School	47	7	0	40	0
Glan-Yr-Afon Primary School	36	7	0	29	0
Greenway Primary School	38	9	0	29	0
Meadowlane Primary School	46	11	0	35	0
Oakfield Primary School	63	3	0	60	0
Pen-Y-Bryn Primary School	57	3	0	54	0
Rumney Primary School	78	14	0	64	0
St Cadoc's Catholic Primary School	29	4	0	25	0
St John Lloyd R.C Primary School	48	2	0	46	0
St Mellons C.W Primary School	0	0	0	0	0
Trowbridge Primary School	31	3	0	28	0
Willowbrook Primary School	63	8	0	55	0
Ysgol Bro Eirwg	64	10	0	54	0
Ysgol Pen Y Pil	46	5	0	41	0
Totals	646	86	0	560	0

Cardiff South East

Primary	Total	2/3 year olds Part time	2/3 year olds Full time	3/4 year old s Part time	3/4 year olds Full time
Adamsdown Primary School	45	10	0	35	0
Albany Primary School	53	7	0	46	0
Allensbank Primary School	57	16	0	41	0
Baden Powell Primary School	52	10	0	42	0
Gladstone Primary School	54	17	0	37	0
Moorland Primary School	59	5	0	54	0
Roath Park Primary School	62	0	0	62	0
St Alban's R.C Primary School	0	0	0	0	0
St Joseph's R.C Primary School	0	0	0	0	0
St Monica's C.W Primary School	0	0	0	0	0
St Peter's R.C Primary School	73	9	0	64	0
Stacey Primary School	36	9	0	27	0
Tredegaville C.W Primary School	34	6	0	28	0
Ysgol Glan Morfa	32	0	0	32	0
Ysgol Mynydd Bychan	56	20	0	36	0
Totals	613	109	0	504	0

Cardiff South West

Primary	Total	2/3 year olds Part time	2/3 year olds Full time	3/4 year old s Part time	3/4 year olds Full time
Herbert Thompson Primary School	71	18	0	53	0
Hywel Dda Primary School	61	16	0	45	0
Kitchener Primary School	80	23	0	57	0
Lansdowne Primary School	55	11	0	44	0
Millbank Primary School	44	7	0	37	0
Pencaerau Primary School	53	19	0	34	0
Radnor Primary School	0	0	0	0	0
Severn Primary School	115	19	0	96	0
St Fagan's C.W Primary School	32	0	0	32	0
St Francis RC Primary School	47	2	4	41	0
St Mary's Catholic Primary School	48	6	0	42	0
Trelai Primary School	53	11	0	42	0
Windsor Clive Primary School	78	12	0	66	0
Ysgol Gymraeg Nant Caerau	48	3	0	44	1
Ysgol Gymraeg Pwll Coch	63	0	0	63	0
Ysgol Gymraeg Treganna	95	0	0	95	0
Totals	943	147	4	791	1

Cardiff West

NOR Nursery Primary	Total	2/3pt	2/3ft	3/4pt	3/4ft
Bryn Deri Primary School	65	21	0	44	0
Coryton Primary School	44	12	0	32	0
Creigiau Primary School	57	12	0	45	0
Danescourt Primary School	59	4	0	55	0
Fairwater Primary School	0	0	0	0	0
Gabalfa Primary School	50	11	0	39	0
Hawthorn Primary School	57	7	0	50	0
Holy Family R.C Primary School	0	0	0	0	0
Howardian Primary School	37	14	0	23	0
Hywel Dda Primary School	61	16	0	45	0
Llandaff C.W. Primary School	0	0	0	0	0
Pentrebane Primary School	43	11	0	32	0
Pentyrch Primary School	0	0	0	0	0
Peter Lea Primary School	85	16	0	69	0
Pontprennau Primary School	63	13	0	50	0
Radyr Primary School	47	8	0	39	0
Tongwynlais Primary School	43	9	0	34	0
Whitchurch Primary School	79	0	0	79	0
Ysgol Glan Ceubal	0	0	0	0	0
Ysgol Gymraeg Coed-Y-Gof	0	0	0	0	0
Ysgol Gymraeg Melin Gruffydd	64	0	0	64	0
Ysgol Gynradd Gwaelod Y Garth Primary School	43	6	0	37	0
Ysgol Pencae	0	0	0	0	0
Totals	897	160	0	737	0

Information to be included in final version of the CSA.

Number of Welsh language places filled

	Cardiff North	Cardiff East	Cardiff South East	Cardiff City & South	Cardiff South West	Cardiff West	Total
Number of Settings	1	1	2	1	1	2	8
Registered Places	24	32	50	26	44	66	242
Children using setting	42	63	67	28	65	146	411
Totals using Service							
Term time (SASS 3.4)- Highest number in range KF – LO for settings providing early years education)							
Full day nursery	-	-	-	-	-	6FT 54PT	6FT 54PT
Half Day Nursery AM						11PT	11PT
Morning	3FT 20PT	23FT 14PT	6FT 18PT	28FT -	18FT 3PT	- 41PT	78FT 98PT
Afternoon	3FT 2PT	16PT 10PT	27FT 14PT	- -	21FT 1PT	- 20PT	67FT 47PT

- **Number of EY Education places filled, required and available**

The total admission number to Reception classes in schools per academic year has increased from 3,333 in 2004/5 (2,912 English medium and Faith; 421 Welsh Medium) to 4,297 in 2016/17 (3,552 English medium and Faith; 745 Welsh Medium).

Data for the 2016/17 school year shows that 17.3% of pupils were admitted to Welsh-medium education. This represents a significant uplift compared to 2015/16. Projections and targets are stated below however; analysis of 2017 school census data will be required later in the year to fully consider how future projections may be affected.

Reception Intake 2004/5 – 2016/17 (Source: PLASC 2004 – 2015 and NOR – October 2016)

School Year	Actual Intake (Welsh medium, English medium and Faith)	Actual Intake (English medium and Faith)	% Actual Intake (English medium and Faith)	Actual Intake (Welsh medium)	% Actual Intake (Welsh medium)
2004/05	3,333	2,912	87.4	421	12.6%
2005/06	3,402	2,947	86.6	455	13.4%
2006/07	3,257	2,792	85.7	465	14.3%
2007/08	3,463	2,944	85.0	519	15.0%
2008/09	3,474	2,919	84.0	555	16.0%
2009/10	3,683	3,111	84.5	572	15.5%
2010/11	3,859	3,265	84.6	594	15.4%
2011/12	4,019	3,368	83.8	651	16.2%
2012/13	4,221	3,535	83.7	686	16.3%
2013/14	4,256	3,578	84.1	678	15.9%
2014/15	4,246	3,540	83.4	706	16.6%
2015/16	4,335	3,645	84.1	690	15.9%
2016/17	4,297	3,552	82.7	745	17.3%

Demand for Welsh Medium

The Parental Survey identified 167 families (33.7%) were intending to send their child/children to a Welsh medium education setting, with 283 (57.1%) NOT intending to send their children to Welsh medium education, and 46 (9.3%) not knowing.

This is higher than the reported rate currently using Welsh medium reported in the Survey, which indicated just over a quarter (25.4%) were currently using Welsh medium (125 of the 493 respondents).

The Welsh in Education Strategic Plan (WESP) 2017 -2020 has the following mission a statement and vision:

Mission Statement

Every child in our city feels confident in Welsh by 2050 to contribute towards creating a truly bilingual Cardiff where the Welsh language is protected and nurtured for future generations to use and enjoy.

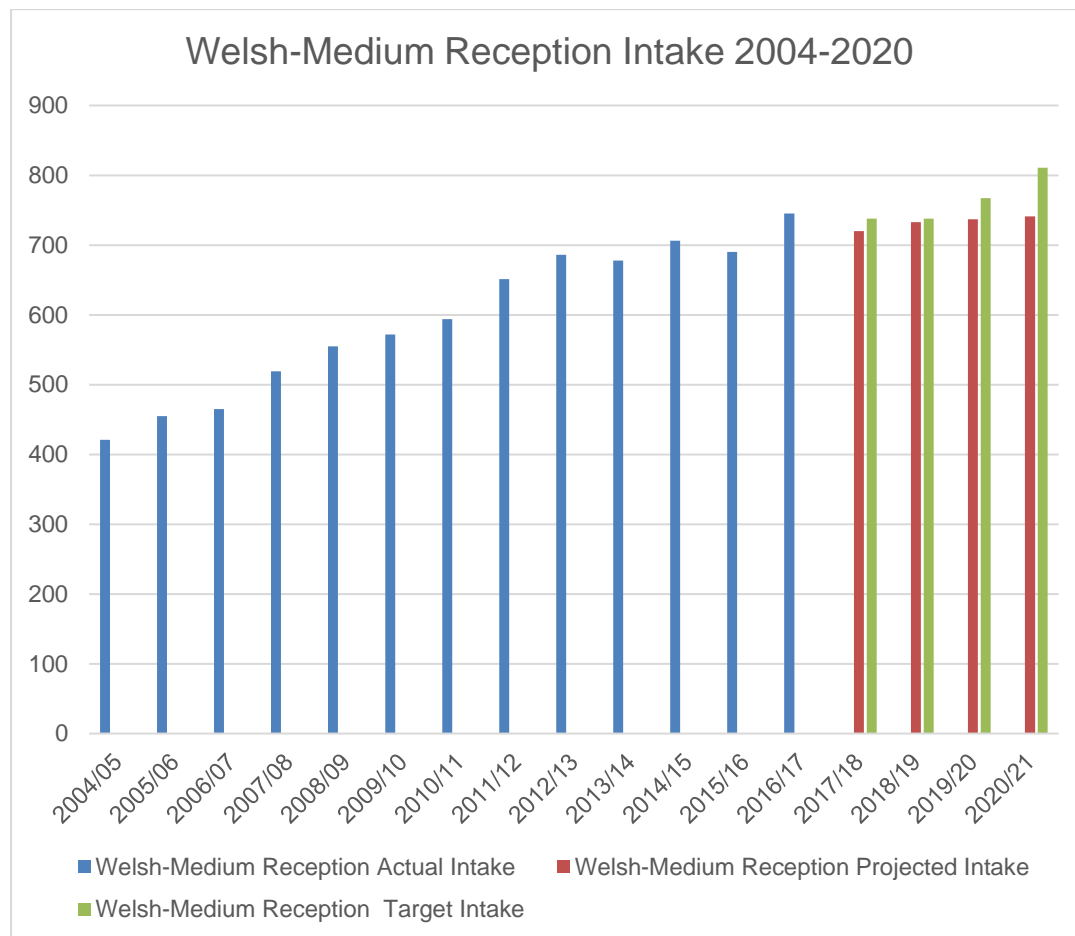
Vision

Cardiff's education system will act as a key driver to ensure that children are able to develop their Welsh skills, and create new speakers, to support Welsh Government's vision of having a million Welsh speakers by 2050.

The first value statement is:

- *Welsh-medium education and childcare is **available** to all, with effective transition between ages and phases;*

A picture of the growth of Welsh-medium education will be provided by looking at pupil numbers on entrance to Reception. Between 2004/5 and 2016/17 there has been a 77.0% increase in the number of pupils entering Welsh-medium education, in a period when the overall number of pupils entering primary education increased by 28.9%.



In 2015/16, 15.9% of Reception age pupils were admitted to Welsh-medium education, compared to 12.6% in 2004/5.

The WESP also identifies the following priority, which is also reflected in the Action Plan accompanying this document.

Strengthen Early Years Provision – The City of Cardiff Council recognises that the provision of a Cylch Meithrin partnered to a Welsh-medium primary school would provide a natural progression for statutory schooling age progression. This will also encourage

skills development and closer partnership working at early years to ensure successful transition. The City of Cardiff Council and Mudiad Meithrin will work together to capture the operational requirements and the feasibility of these arrangements and they will be considered in the future Welsh-medium place planning across the city.

This approach of seeking to identify opportunities to link childcare provision to schools (possibly by co-locating childcare on school sites, especially for the new-build schools that will serve the new housing developments) will not only be applied to Welsh medium provision, but to English medium and faith schools as well.

The transfer rates at the Cylch Meithrins have been monitored and show a decrease in the percentage of children transferring to a Welsh-medium provision between 2014/15 and 2015/16, from 85% to 84%. Of the 14 Cylch settings, 8 show lower numbers attending the settings compared to the previous year with 5 settings showing increased attendance numbers.

Welsh-medium education is promoted to parents/carers through Cardiff's Family Information Service. This team maintain a database of all registered childcare provision including Welsh-medium providers. In addition, details of providers who are not required to register with the Care and Social Services Inspectorate for Wales (CSSIW), as they operate for less than two hours, are also maintained if they have provided their details to the Family Information Service. These include after school, breakfast, lunch and holiday clubs. The Family Information Service website provides information on the free nursery education entitlement for 3 and 4 year olds as well as a range of information on Family Support Services and Activities through online directories at www.cardiff-fis.info. In addition, the Family Information Service can effectively signpost parents to the Cardiff Flying Start programme where appropriate. Promotional literature including posters and information leaflets produced by the Family Information Service are bilingual as is the Family Information Service website and online directories of Childcare, Family Support Services and activities.

Childcare Business Support Services help to sustain existing provision and improve the quality of childcare in Cardiff. Services can include: - help with policies and procedures, CSSIW applications, marketing, staff recruitment, income generation and grant-funding applications. Childcare Business Support Services are available to new and existing childcare providers, officers are available to work with schools, playgroups, day nurseries, after school and holiday clubs, Cylch Meithrin, Crèche's and Childminders. All support services are available through in both English and Welsh.

Cymraeg i blant is a new project Managed by Mudiad Meithrin and funded by Welsh Government that focuses on increasing the number of nursery age children that are able to speak Welsh. It shares information, advice and support to parents on the benefits of being bilingual, the importance of introducing Welsh to children as early as possible and the advantages of Welsh medium childcare and education. Cymraeg i blant sponsors the all Wales maternity notes folder, the scan card and the Child Health Record book which is delivered to every new parent in Wales.

The local Cymraeg i blant officer runs weekly bilingual baby massage, baby yoga and Welsh rhymetime sessions for parents and young children across the county working alongside the local Midwifery and Health Visiting teams to ensure that parents receive these key early messages during the ante-natal and post-natal period and are made aware of the bilingual pathway available for their child. In addition, parents are signposted over to Mudiad Meithrin's Ti & Fi groups and to the 'Cylchoedd Meithrin' the Welsh medium playgroups as well as receiving information about regular family events that are held in partnership with the Mentrau Iaith and other local early years partners.

Number of parents not claiming their free entitlement and reasoning

94 (65.7%) of eligible respondents to the Parental Survey stated they took up their child's entitlement to free Early Years Education, compared to just under a quarter (22.4%) who did not.

Do you take up your entitlement to free Early Years Education per week?	Number	%
Yes	94	65.7
No	32	22.4
Don't Know	8	5.6
Not Applicable	9	6.3
	143	100

Childcare required by parents to enable them to claim their full entitlement

Twelve (37.5%) of respondents stating they did not take up this entitlement did not do so because the timing of the session did not meet their needs; a further eight (25%) did not know about the entitlement. Table drawn from data in Parental Survey.

If you don't take up your free entitlement, why is this?	No.	%
Timings of the session doesn't meet my needs	12	37.5
I don't know about the entitlement	8	25.0
My child/children are already in full time education	7	21.9
I could not get a place at my chosen provider	2	6.3
There is no suitable Welsh Medium provision available	2	6.3
I don't think my child/children will benefit	1	3.1
There is an additional charge for extra hours	0	0.0
Other	9	28.1
Total	32	100

Thirteen respondents not taking up the entitlement to free Early Years Education (40.6%) would require an addition morning session at Playgroup/Cylch Meithrin/Nursery in order to do so. A third (34.4%) indicated a need for Breakfast Club or after-nursery/school provision (see table below). Table drawn from data in Parental Survey.

If not, what additional childcare would you need to take up that place?	No.	%
Additional Playgroup/ Cylch Meithrin/ Nursery session (9am-12pm)	13	40.6
Breakfast Club	11	34.4
After nursery/school provision	11	34.4
Additional Playgroup/ Cylch Meithrin/ Nursery session (12pm and 3.30pm)	9	28.1
Lunchtime Club	7	21.9
None	5	15.6
Other	3	9.4
Total	32	100

8.2 Summary of key strengths and weaknesses Education

Part time, free, nursery education is available for all children in Cardiff from the term following their third birthday. However, as can be seen from the feedback received in the Parental Survey, for a number of parents the nature of provision does not meet with their needs in terms of timing. The forthcoming Welsh Government 30 hour offer, providing parents with free childcare to build upon the nursery education provision (12.5 hours per week in Cardiff*) to provide 30 hours per week during term time, and 30 hours of childcare for nine weeks during school holidays, will assist with this challenge.

* There are currently (January 2016) six children accessing full time nursery education. These may be being provided to address social or developmental needs.

8.3. Analysis of Flying Start Provision

Number of childcare providers (broken down under Full Day Care/ Nursery, Sessional Day Care, Childminder) funded to provide Flying Start, including Flying Start only provision

	Cardiff North		Cardiff East		Cardiff South East		Cardiff City & South		Cardiff South West		Cardiff West		Cardiff	
Number of Settings	English (Both)	Welsh	English (Both)	Welsh	English (Both)	Welsh	English (Both)	Welsh	English (Both)	Welsh	English (Both)	Welsh	English (Both)	Welsh
Total providers	1 (1)	-	7	1	3	1	3	-	9	1	2	-	25 (1)	3
Total	2		8		4		3		10		2		29	
Full Day Care/ Nursery	-	-	-	-	-	-	1	-	2	-	-	-	3	-
Sessional Day Care	1 (1)	-	7	1	3	1	2	-	6	1	2	-	21 (1)	3
Crèche									1				1	
	2		8		4		3		10		2		29	

No providers reported being Flying Start only settings

Weekly attendance profile of children attending Flying Start provision

	Cardiff North		Cardiff East		Cardiff South East		Cardiff City & South		Cardiff South West		Cardiff West		Cardiff	
Registered Places*	52		187		116		58		224		40		677	
Total number of children using service	73		294		119		92		257		64		899	
	AM	PM	AM	PM	AM	PM	AM	PM	AM	PM	AM	PM	AM	PM
Monday	48	48	112*	80*	80	56	54	54	188	136	24	20	394	314
Tuesday	48	48	112*	80*	80	56	54	54	188	136	24	20	394	314
Wednesday	48	48	112*	80*	80	56	54	54	188	136	24	20	394	314
Thursday	48	48	112*	80*	80	56	54	54	188	136	24	20	394	314
Friday	48	48	112*	80*	80	56	54	54	188	136	24	20	394	314

* Data missing from one setting

The following responses have been drawn from the Parental Survey

Do you live in a Flying Start area?

One in six respondents (16.4%) were aware they lived in a Flying Start area - over half of these respondents did not live in a Flying Start area (56.4%); over a quarter (27.3%) did not know

Do you live in a Flying Start area?	No.	%
Yes	18	16.4
No	62	56.4
Don't Know	30	27.3
	110	100

If yes, does your child/children access free childcare through Flying Start?

Almost half (47.1%) of those living in a Flying Start area accessed free childcare through the Flying Start scheme.

If yes, does your child/children access free childcare through Flying Start?	No.	%
Yes	8	47.1
No	9	52.9
Don't Know	0	0.0
	17	100

Six children were identified as accessing free childcare through Flying Start; two respondents did not specify the number of two year olds within their household.

If your child does not access free childcare through Flying Start, why is this?

If your child does not access free childcare through Flying Start, why is this?	No.	%
I don't know about the entitlement	0	0.0
I don't think my child/children will benefit	0	0.0
I could not get a place at my chosen provider	3	33.3
There is no suitable Welsh Medium provision available	1	11.1
I did not want a place in the local setting	1	11.1
Other	5	55.6
Totals	9	100

From Flying Start Team

Data provided by the Flying Start Team indicated that for the Summer Term 2016, of the 263 eligible children, 195 took up their Flying Start childcare place. Fifty families requested childcare, but then declined their place, for the reasons overleaf:

Childcare requested but declined place offered.

Of the 259 offers made for children eligible and born between 1/1/2014 & 31/3/2014, 50 were declined for the following reasons. This is equal to 19%, as opposed to 23% last term.

Reasons declined place	Already attending elsewhere	Changed mind on language	Too young	No longer wanted	Moving address	No response	Parent/Guardian working	Sibling at different school	Too far to walk	Total
Number of places declined	6	4	5	10	9	3	3	4	6	50

Parents who declined childcare for children eligible and born between 1/1/2014 – 31/3/2014.

There were 12 children out of the 263 eligible who declined childcare = 4.5%. In all circumstances, the Health Visitors had provided reasons. There were originally 13 children declined but 1 had since changed their mind and was allocated a place.

Reasons declined place	Already attending elsewhere	Too young	Moving address	Parent/working	Guardian	Total
Number of places declined	4	5	1		2	12

8.4. Summary of key strengths and weaknesses

- Overall, there are sufficient Flying Start childcare places available for all eligible children.
- Partnership working, supported by the co-location of Flying Start and the Childcare Business Support Team, provides opportunities to share skills, knowledge and experience, and for best practice identified in Flying Start settings to be shared with other childcare providers.
- The co-location and partnership approach enhances Flying Start access to the FIS and to training provided via the Workforce Development (WFD)
- Business support provided by the CBS Team also supports Flying Start settings

9. Free Breakfast Club Provision

9.1. Analysis of Free Breakfast Club Provision

Cardiff North	Cardiff East	Cardiff South East	Cardiff City & South	Cardiff South West	Cardiff West
Birchgrove Primary	Bishop Child's Primary	Adamsdown Primary	Grangetown Primary	Creigiau Primary	Bryn Deri Primary
Bryn Celyn Primary	Bryn Hafod Primary School	Albany Primary School	Mount Stuart Primary	Danescourt Primary	Fairwater Primary
Coed Glas Primary	Glan yr Afon Primary	Allensbank Primary	Ninian Park Primary	Ely & Caerau Children's Centre	Gabalfa Primary School
Glyncoed Primary School	Greenway Primary School	Baden Powell Primary	St. Cuthbert's Primary	Herbert Thompson Primary School	Gwaelod Y Garth Primary School
Llanedeyrn Primary School	Meadowlane Primary School	Gladstone Primary School	St. Mary the Virgin School	Hywel Dda Primary School	Hawthorn Primary School
Llanishen Fach Primary School	Oakfield Primary School	Moorland Primary School	St. Patrick's Primary School	Lansdowne Primary School	Holy Family Primary School
Llysfaen Primary School	Pen y Bryn Primary School	St. Alban's Primary School	St. Paul's Primary School	Millbank Primary I	Llandaff Church in Wales Primary School
Marlborough Primary School	Rumney Infants	St. Josephs Primary School		Pencaerau Primary	Meadowbank School
Rhiwbina Primary School	Rumney Junior	St. Monica's Primary		Radnor Primary	Pentreban Primary
St. David's Primary	St. Cadoc's Primary School	Stacey Primary School		St. Fagan's Primary	Pentyrch Primary
St. Philip Evans School	St. John Lloyd Primary	Tredegarville Primary		St. Francis Primary	Peter Lea Primary
Springwood Primary	St. Mellons Primary School	Tremorfa Nursery		Severn Primary School	Riverbank School
The Court School	Trowbridge Primary School	Ysgol Glan Morfa		Trelai Primary School	Tongwynlais Primary
The Hollies School	Willowbrook Primary	Ysgol Mynydd Bychan		Ty Gwyn School	Whitchurch Primary I
Thornhill Primary School	Ysgol Bro Eirwg			Windsor Clive Primary School	Ysgol Coed y Gof
Ton-Yr-Ywen Primary School	Ysgol Pen y Pil			Ysgol Nant Caerau	Ysgol Glan Ceubal
Ysgol Pen y Groes				Ysgol Pwll Coch	Ysgol Melin Gruffydd
Ysgol Y Berllan Deg				Ysgol Treganna	Ysgol Pencae

10. Working Tax Credit/ Universal Credit and Employer Supported Childcare/ Tax Free Childcare

10.1. Analysis of Working Tax Credit/ Universal Credit and Employer Supported Childcare/ Tax Free Childcare

Responses in this section have been drawn from the Parental Survey. In some cases the percentage totals add to more than 100% as respondents were able to tick multiple responses ("Please tick all categories that apply")

Do you claim the childcare element of working tax/universal credit?

Just one in seven respondents (14.0%) reported they claimed the childcare element of working tax/universal credit, compared to seven in ten (70.4%) stating they did not

Do you claim the childcare element of working tax/universal credit?	No.	%
Yes	68	14.0
No	342	70.4
Not Applicable	76	15.6
	486	100

If yes, please confirm the type of childcare, and the number of children who attend

Nursery and After-school club remained the most common types of childcare; those intending to claim this benefit in the future were more likely to use childminders than those currently claiming the childcare element of working tax/universal credit.

	1		2		3		4+	
If yes, please confirm the type of childcare, and the number of children who attend	No	%	No	%	No	%	No	%
Nursery	45	45.5	4	4.0	0	0.0	0	0.0
Afterschool Club	30	30.3	5	5.1	1	1.0	0	0.0
Childminder	18	18.2	2	2.0	0	0.0	0	0.0
Breakfast Club	16	16.2	5	5.1	1	1.0	0	0.0
Crèche	10	10.1	0	0.0	0	0.0	0	0.0
Cylch Meithrin/Playgroup	9	9.1	0	0.0	0	0.0	0	0.0
Playscheme	3	3.0	0	0.0	0	0.0	0	0.0
Open access	2	2.0	0	0.0	0	0.0	0	0.0
Nanny	1	1.0	0	0.0	0	0.0	0	0.0
Holiday Club	12	12.1	3	3.0	1	1.0	0	0.0

Do you intend to claim the childcare element of working tax/universal credit in the future?

A fifth of respondents (20.3%) intended to claim the childcare element of working tax/universal credit.

Do you intend to claim the childcare element of working tax/universal credit in the future?	No.	%
Yes	99	20.3
No	278	57.1
Unsure	110	22.6
	487	100

If yes, please confirm the type of childcare, and the number of children who attend

Nursery and After-school club remained the most common types of childcare; those intending to claim this benefit in the future were more likely to use childminders than those currently claiming the childcare element of working tax/universal credit.

	1		2		3		4+	
If yes, please confirm the type of childcare, and the number of children who attend	No	%	No	%	No	%	No	%
Nursery	45	45.5	4	4.0	0	0.0	0	0.0
Afterschool Club	30	30.3	5	5.1	1	1.0	0	0.0
Childminder	18	18.2	2	2.0	0	0.0	0	0.0
Breakfast Club	16	16.2	5	5.1	1	1.0	0	0.0
Crèche	10	10.1	0	0.0	0	0.0	0	0.0
Cylch Meithrin/Playgroup	9	9.1	0	0.0	0	0.0	0	0.0
Playscheme	3	3.0	0	0.0	0	0.0	0	0.0
Open access	2	2.0	0	0.0	0	0.0	0	0.0
Nanny	1	1.0	0	0.0	0	0.0	0	0.0
Holiday Club	12	12.1	3	3.0	1	1.0	0	0.0

If you do not intend to claim the childcare element of the working tax credit/universal credit, which of these statements apply to you? Please tick all that apply

Three-quarters (75.0%) of respondents not intending to claim this benefit in the future stated that they knew they were not eligible for it. Two fifths (39.9%) were unsure if they were eligible to claim, whilst three in ten (29.1%) did not know about the childcare element of the working tax/universal credit.

If you do not intend to claim the childcare element of the working tax credit/universal credit, which of these statements apply to you?	No.	%
I know that I am not eligible	201	75.0
I am unsure whether I am eligible	107	39.9
I do not know about the childcare element of the working tax credit/universal credit	78	29.1
I find the process too complicated	24	9.0
My circumstances change too often to enable me to claim easily	13	4.9
I do not pay for the childcare that I use	13	4.9
I choose not to claim it	6	2.2
I haven't the time to claim it	4	1.5
I cannot get the information or advice I need to complete my claim	4	1.5
Setting not registered/Nannies not approved under Welsh Government's Voluntary Approval Scheme	3	1.1
Other	13	4.9
Totals	268	-

NB: Totals add to over 100% as some respondents made responses in multiple categories.

'Other' comments included:

- I don't use childcare (7 respondents)
- I use childcare vouchers (2 respondents)
- I earn too much/work full-time (2 respondents)
- Nursery not approved (1 respondent)
- Undecided (1 respondent)

Do you claim tax-free childcare or receive assistance through an Employer supported scheme?

Just over a third of respondents (35.7%) claim tax-free childcare, or receive assistance through an Employer supported scheme.

Do you claim tax-free childcare or receive assistance through an Employer supported scheme?	No.	%
Yes	173	35.7
No	311	64.3
	484	100

If yes, please confirm the type of childcare you use, including the number of your children who attend.

Of the 173 respondents eligible to answer this question, 171 respondents provided information. Nurseries were by some degree the most commonly used type of childcare.

Number of Children	1		2		3		4+	
If yes, please confirm the type of childcare you use, including the number of your children who attend.	No	%	No	%	No	%	No	%
Nursery	111	64.9	13	7.6	0	0.0	0	0.0
Cylch Meithrin/ Playgroup	26	15.2	0	0.0	0	0.0	0	0.0
Childminder	14	8.2	5	2.9	0	0.0	0	0.0
Crèche	10	5.8	1	0.6	0	0.0	0	0.0
After School Club	9	5.3	16	9.4	1	0.6	0	0.0
Holiday Club	9	5.3	6	3.5	1	0.6	0	0.0
Breakfast Club	6	3.5	5	2.9	0	0.0	0	0.0
Playscheme	1	0.6	0	0.0	0	0.0	0	0.0
Nanny	1	0.6	0	0.0	0	0.0	0	0.0
Open Access	0	0.0	0	0.0	0	0.0	0	0.0

Do you intend to claim tax-free childcare or assistance through an Employer supported scheme in future?

Almost half (45.1%) of respondents intended to claim tax free childcare, or assistance through an Employer supported scheme in the future; just under a fifth (18.6%) were unsure.

Do you intend to claim tax-free childcare or assistance through an Employer supported scheme in future?	No	%
Yes	214	45.1
No	172	36.3
Unsure	88	18.6
	474	100

If yes, please confirm the type of childcare, including the number of children

Again, nurseries were the most common type of childcare.

No.	1		2		3		4+	
If yes, please confirm the type of childcare, including the number of children	No	%	No	%	No	%	No	%
Nursery	124	58.5	23	10.8	1	0.5	0	0.0
Cylch Meithrin/ Playgroup	28	13.2	2	0.9	0	0.0	0	0.0
Childminder	27	12.7	6	2.8	0	0.0	0	0.0
After School Club	25	11.8	25	11.8	2	0.9	0	0.0
Holiday Club	17	8.0	15	7.1	2	0.9	0	0.0
Breakfast Club	13	6.1	14	6.6	1	0.5	0	0.0
Crèche	11	5.2	5	2.4	0	0.0	0	0.0
Playscheme	4	1.9	3	1.4	0	0.0	0	0.0
Nanny	2	0.9	0	0.0	0	0.0	0	0.0
Open Access	1	0.5	0	0.0	0	0.0	0	0.0

If you do not intend to claim tax-free childcare or assistance through the Employer supported scheme, which of these statements apply to you?

Three in ten respondents (30.3%) giving an answer to this question stated they did not know about tax free childcare/Employer supported scheme, with similar numbers unsure if they were eligible (28.9%) or who knew they were not eligible (28.5%).

If you do not intend to claim tax-free childcare or assistance through the Employer supported scheme, which of these statements apply to you?	No.	%
Do not know about tax free childcare / Employer supported scheme	69	30.3
I am unsure whether I am eligible	66	28.9
I know that I am not eligible	65	28.5
I choose not to claim it	17	7.5
I do not pay for the childcare that I use	15	6.6
My circumstances change too often to enable me to claim easily	14	6.1
I find the process too complicated	11	4.8
Setting not registered/ approved	6	2.6
I cannot get the information or advice I need to complete my claim	5	2.2
I haven't the time to claim it	4	1.8
Other	17	7.5
Totals	228	-

NB: Totals add to over 100% as respondents made responses in multiple categories.

'Other' comments included:

- *Don't use childcare* (4 respondents)
- *Self-employed* (3 respondents)
- *Not working* (3 respondents)
- *Undecided* (3 respondents)
- *Too complex to claim* (2 respondents)
- *Receive Working Tax Credit* (1 respondent)
- *No longer need to* (1 respondent)

Do you receive any other help towards the cost of childcare?

More than three-quarters of those responding to this question (77.7%) did not receive any financial help.

	No.	%
No financial help received	356	77.7
Not Applicable	86	18.8
Assisted Places Scheme	2	0.4
Grant from FE/HE or other training agent	2	0.4
Other	12	2.6
Totals	458	100

'Other' comments included:

- *Salary sacrifice scheme* (3 respondents)
- *HMRC / Child Tax Credits* (3 respondents)
- *Applied without success* (1 respondent)
- *Support from children's Dad* (1 respondent)
- *Should be subsidised, childcare is too expensive* (1 respondent)

10.2. Summary of key strengths and weaknesses

- From the parental Survey, the majority of parents who claim financial assistance for childcare costs are those that use full day care/ nursery provision. These providers have engaged in the various Childcare Voucher Schemes that are offered by many employers as an in work benefit, possibly, as they operate for the longest hours, with the highest staff: child ratios and therefore the most expensive form of childcare. Full day care, along with childminders, are perhaps the types of childcare most closely aligned to supporting parents' to work full time.
- Parents not using, or not intending to use tax free childcare or employer supported schemes reported that this was because they knew they weren't eligible or were unsure about their eligibility, or because they were did not know about tax free childcare or employer supported schemes. **Further promotion of tax-free childcare or employer-supported schemes is identified in the Action Plan.**

- In April 2017 the UK Government's tax-free childcare scheme is being launched as a universal benefit that all parents can access to help pay for childcare. **As noted above, further promotion of this scheme to both providers and to parents has been identified as a priority in the Action Plan.**

11. Sustainability

The Childcare Business Support Unit administers grants funded via the Out of School Childcare Grant and the Local Authority's Revenue Support Grant (RSG) along with support to childcare providers to help with the setting up of new childcare services, and to assist with improving the quality and sustainability of existing provision. We offer support, advice and guidance around registration with CSSW, policies and procedures, marketing and promotion, staff recruitment, income generation and grant applications.

The grants are available to providers of school-aged childcare, for the start-up of new registered childcare settings; to secure resources to improve quality (especially where identified by CSSIW via inspections, or through engagement with the relevant national Quality assurance award); or for sustainability for settings where viability is at risk. The grant also is used to support Playwork Transition training, and to fund an assisted places scheme to support the attendance of children with disabilities at childcare provision.

The grant is an essential element in responding to identify and meet identified gaps within Childcare Sufficiency Assessment and Play Sufficiency Assessment, to support out of school childcare provision, in order to contribute to the statutory local authority duty to ensure there is "sufficient, sustainable and flexible childcare that is responsive to parents' needs".

In 2016 (at the time of writing – a further grant is currently being processed), five sustainability grants were made totalling £16,494.66. Four were made to full day or sessional settings (early years) and one to an after-school club.

As noted in Section 10 (above), based on respondents to the Parental Survey, there is a clear need to promote funding channelled to parents as users of childcare (Working Tax Credit, Universal Credit, employer supported childcare, tax-free childcare) to increase the uptake. This will benefit both parents (by reducing the cost burden to parents) and settings, by potentially increasing the number of parents able to afford and therefore use fee-paying childcare

Family Information Services (FIS)

The Cardiff Family Information Service is a one-stop shop for families living in Cardiff and people working with families. They provide information about:

- childcare
- parent and toddler groups
- holiday playschemes
- nannies
- help with childcare costs and other benefits for parents
- how to become a childcare provider
- activities during school holidays
- leisure activities
- family support services
- services for children with disabilities or additional needs, including “The Index” (the Disability Index newsletter)
- other services and activities for children and young people age 0-19 years

The Family Information Service have played a vital role in the development of the Childcare Sufficiency Assessment (CSA), both in terms of being the recipient of the CSSIW SASS data, and in providing information over and above that supplied via the SASS. As previously noted, the SASS response rate for Cardiff was **66.1%**. Although this may seem a high response rate, to conduct a complete and meaningful CSA, coverage at or around 100% would be required. Hopefully, discussions with CSSIW, key stakeholders and providers will help to identify possible improvements which will enhance future CSA processes.

Type of Childcare provision	Number (%) reporting “Receive support from family information service” Column AE	Total Number of Childcare Type (SASS)
Childminder	93 (46%)	204
Daycare	22 (44%)	50
Sessional care	18 (36%)	50
Out of school	10 (33%)	30
Creche	2 (67%)	3
Total	145 (43%)	337

It should be noted that the above data does not relate to providers confirming (or otherwise) that they have their details held by the FIS, but rather whether they feel they have 'received support'. However, not all providers either submit information to the FIS, or ensure that their information is complete, accurate and up- to-date. This clearly impacts on the effectiveness of the FIS, both for the individual setting in marketing their service, and the FIS in terms of providing parents with a fully comprehensive range of information.

The figures above do suggest that further partnership working between the Family Information Service and the Childcare Business Support Team to reinforce the benefits to providers of a current, accurate entry on the FIS database in terms of promoting and marketing their service to prospective clients should be a priority within the Action Plan.

CSSIW de-registrations

Based on data supplied to the FIS by CSSIW, the following settings de-registered between 1st April 2016 and 27th March 2017. However, the data supplied does not differentiate between settings that de-register but immediately re-register in a new venue, with a new name, or continue to operate but not in a form that requires registration; or setting that cease operating. Therefore it is not possible to identify how many childcare places were 'lost'.

Based on CSSIW report to FIS 27/03/2017	Cancelled		Suspended	
	No of providers	No of Places	No of providers	No of Places
Childminder	22	115	15	93
Full Daycare	4	157	-	-
Sessional Care	1	45	-	-
Out of School Care	9	329	1	24
Open Access	3	170	-	-

12. Cross Border

Limited detailed cross-border information was available. The Caerphilly Parental Survey identified 5 families utilising Cardiff childcare during term time, and 4 during holidays, but with no further detail on childcare type, age of children, etc., was available.

As noted in Section 4: Population over 80,000 people – or over a third of the city's 200,000-strong workforce – commute into Cardiff from elsewhere in the Cardiff Capital region (the Vale of Glamorgan, Bridgend, Rhondda Cynon Taf, Merthyr Tydfil, Caerphilly, Blaenau Gwent, Torfaen, Monmouthshire and Newport). Of these, a significant proportion will have childcare needs. However, whether this translates to demand within Cardiff as their place of work, as opposed to in their 'home' county, is unclear. For children of school age, whose school will usually be in the parents' home county, demand is most likely to be outside of Cardiff during term time. There may be demand for holiday care near parents' place of work (i.e. within Cardiff), but there is no clear evidence of this in the parental survey.

The following information has been drawn from the Parental Survey

Where is your childcare located?

Respondents were asked to identify where their childcare was located, both during term time and in the school holidays. In total 258 respondents gave the location for term-time care, and 147 for care during school holidays, resulting in response rates of 94.5% and 60.0% respectively of those stating they needed care in each time period. The majority of respondents used childcare in Cardiff both during term time and school holidays. Respondents were more likely to use childcare outside the city during school holidays.

	During term time		During school holidays	
	No	%	No	%
In Cardiff	230	89.1	115	78.2
Outside Cardiff	4	1.6	7	4.8
Mixture of both	7	2.7	17	11.6
Not applicable	4	1.6	8	5.4
	258	100	147	100

13. Workforce Development

Childminders

The table below shows the highest level of qualifications held (**ON Care Council for Wales List**) and level of qualification they are working towards (where applicable).

Highest level of relevant qualification (CCW)	Post Title	Number	Next Level of qualification working towards (CCW)	Number
Level 5	Childcare Practitioner	12	Level 6	2
	Leader / Manager / Supervisor	1	-	
	RI / RP / Director / Owner	1	-	
	Not Specified	1	-	
Level 4	Childcare Practitioner	1	Level 5	1
Level 3	RI / RP / Director / Owner	2	Level 3	1
	Childcare Practitioner	74	Level 5	7
			Level 4	6
			Level 3	22
	Not specified	2	-	
Level 2	Childcare Practitioner	6	Level 2	1
Level 1	Childcare Practitioner	2	Level 3	1
			Level 2	1
Not specified	Childcare Practitioner	6	Level 3	6

Childminders

The table below shows the highest level of qualifications held (**NOT on Care Council for Wales List**) and level of qualification they are working towards (where applicable).

Highest level of relevant qualification (CCW)	Post Title	Number	Next Level of qualification working towards (CCW)	Number
Level 7	Childcare Practitioner	2	-	-
Level 6	Childcare Practitioner	2	-	-
Level 5	Childcare Practitioner	4	Level 3(?)	1
Level 4	Childcare Practitioner	2	Level 5	1
Level 3	Childcare Practitioner	31	Level 3 Level 4 Level 3	3 6 3
	Not specified	1	-	-
Level 2	Childcare Practitioner	4	Level 3	1
	Leader / Manager / Supervisor	1	-	-
Not specified		29	Level 3	1

Additional Training

Childminders also reported attending additional training, including: Advanced Child Protection; C.H.E Welsh and Bilingual Practice; Challenging Behaviour; Nutrition; Behaviour Management; PREVENT; Female Genital Mutilation. 41 childminders reported they had not accessed any additional training in the past 12 months.

Daycare

The table below shows the highest level of qualifications held (**ON Care Council for Wales List**) and level of qualification they are working towards (where applicable).

Highest level of relevant qualification (CCW)	Post Title	Number	Next Level of qualification working towards (CCW)	Number
Level 7	RI / RP / Director / Owner	1	Level 7	1
	Leader / Manager / Supervisor	3	-	-
	Childcare Practitioner	8	Level 5	2
	Not specified	1	-	-
Level 6	Leader / Manager / Supervisor	5	Level 5	1
			Level 3	2
	Childcare Practitioner	11	Level 5	2
			Level 3	1
Level 5	Not specified	3	-	-
	RI / RP / Director / Owner	7	-	-
	Leader / Manager / Supervisor	61	Level 7	3
			Level 5	2
Level 4			Level 4	2
			Level 3	3
	Childcare Practitioner	36	Level 6	1
			Level 3	6
Level 4	RI / RP / Director / Owner	2	-	-
	Leader / Manager / Supervisor	18	Level 5	4
			Level 4	1
	Childcare Practitioner	7	Level 5	1
Level 4			Level 4	1
	Catering	1	-	-

Highest level of relevant qualification (CCW)	Post Title	Number	Next Level of qualification working towards (CCW)	Number
Level 3	RI / RP / Director / Owner Leader / Manager / Supervisor	3	-	-
	Childcare Practitioner	314	Level 6 Level 5 Level 3 Level 2	1 63 1 1
	Not Specified	37	Level 6 Level 5	1 18
	Administrative	1	-	-
	Ancillary	3	-	-
	Catering Staff	5	Level 5	1
	Cleaning Staff	1	Level 3	2
			-	-
Level 2	Leader / Manager / Supervisor	1	-	-
	Childcare Practitioner	54	Level 3	54
	Apprentice	3	Level 3	3
	Catering Staff	2	Level 3	1
	Not Specified	4	-	-
Level 1	Childcare Practitioner	1	Level 2	1
Not specified	RI / RP / Director / Owner	4	-	-
	Leader / Manager / Supervisor	3	Level 5	2
	Childcare Practitioner	12	Level 4 Level 3 Level 2	1 3 3
	Administrative	1	-	-
	Catering Staff	2	-	-
	Cleaning Staff	1	-	-
None	Childcare Practitioner	3	Level 3	1

Daycare

The table below shows the highest level of qualifications held (**NOT on Care Council for Wales List**) and level of qualification they are working towards (where applicable).

Highest level of relevant qualification (CCW)	Post Title	Number	Next Level of qualification working towards (CCW)	Number
Level 7	Childcare Practitioner	1	-	-
Level 6	Leader / Manager / Supervisor	1	Level 3	1
	Childcare Practitioner	5	Level 3	2
	Accounts	3	-	-
	Administrative	4	-	-
Level 5	Childcare Practitioner	1	Level 6	1
Level 4	Leader / Manager / Supervisor	1		
	Childcare Practitioner	2		
Level 3	Childcare Practitioner	2	-	-
Level 2	Childcare Practitioner	7	Level 3	2
			Level 2	1
	Catering Staff	4		
Level 1	Ancillary	5		
	Childcare Practitioner	2	Level 6	1
			Level 2	1
	Ancillary		-	-

Additional Training

Daycare settings also reported attending additional training, including: Anaphylaxis/Epi pen; Anwytho (Induction); Behaviour management; Busy Feet; Diabetes; Fire Safety; Leadership and management; Welsh language. 183 staff reported not accessing any additional training over the last 12 months.

Sessional care

The table overleaf shows the highest level of qualifications held (**ON Care Council for Wales List**) and level of qualification they are working towards (where applicable).

Highest level of relevant qualification (CCW)	Post Title	Number	Next Level of qualification working towards (CCW)	Number
Level 6	Leader / Manager / Supervisor	2	Level 3	2
	Childcare Practitioner	11	Level 5	2
			Level 3	1
	Not specified	3	-	-
Level 5	Leader / Manager / Supervisor	17	Level 6	2
	Childcare Practitioner	4	Level 5	1
Level 4			-	-
	RI / RP / Director / Owner	1	-	-
	Leader / Manager / Supervisor	6	Level 5	2
Level 3	Not Specified	2	-	-
	RI / RP / Director / Owner	1	Level 5	1
	Leader / Manager / Supervisor	40	Level 5	19
			Level 4	2
	Childcare Practitioner	102	Level 6	1
			Level 5	18
			Level 4	5
Level 2			Level 3	4
	Not Specified	11	Level 5	4
	Leader / Manager / Supervisor	2	Level 3	2
Level 1	Childcare Practitioner	19	Level 3	16
	Not Specified	2	Level 2	2
	Childcare Practitioner	2	Level 3	2
Not specified	Not Specified	1	Level 3	1
	Childcare Practitioner	10	Level 5	1
			Level 3	3

	Not specified	1		
None	Childcare Practitioner	2	Level 3	1

Sessional care

The table below shows the highest level of qualifications held (**NOT on Care Council for Wales List**) and level of qualification they are working towards (where applicable).

Highest level of relevant qualification (CCW)	Post Title	Number	Next Level of qualification working towards (CCW)	Number
Level 7	Childcare Practitioner	3	Level 3	2
	Volunteer	1	-	-
Level 6	Childcare Practitioner	2	Level 3	2
	Not specified	2	Level 3	2
Level 3	Leader / Manager / Supervisor	4	Level 5	2
	Childcare Practitioner	9	Level 5	1
			Level 3	2
Level 2	Childcare Practitioner	3	Level 3	2

Additional Training

Sessional settings also reported attending additional training, including: ADHD; Foundation Phase; Health and Safety; Makaton; Special Needs; Welsh Government training. 44 respondents reported not accessing any additional training in the last 12 months.

Out of School care

The table below shows the highest level of qualifications held (**ON Care Council for Wales List**) and level of qualification they are working towards (where applicable).

Highest level of relevant qualification (CCW)	Post Title	Number	Next Level of qualification working towards (CCW)	Number
Level 7	Childcare Practitioner	1	-	-
Level 6	Leader / Manager / Supervisor	2	Level 6	1
	Childcare Practitioner	3	Level 5 Level 3	1 2
Level 5	RI / RP / Director / Owner	1	-	-
	Leader / Manager / Supervisor	12	Level 6 Level 5	1 1
	Childcare Practitioner	3	Level 3	2
Level 4	Childcare Practitioner	2	Level 3	1
Level 3	Childcare Practitioner	38	Level 6	1
			Level 5	4
			Level 4	1
			Level 3	3
Level 2	Childcare Practitioner	20	Level 3	6
Not specified	Childcare Practitioner	5	Level 3	2

Out of School care

The table below shows the highest level of qualifications held (**NOT on Care Council for Wales List**) and level of qualification they are working towards (where applicable).

Highest level of relevant qualification (CCW)	Post Title	Number	Next Level of qualification working towards (CCW)	Number
Level 7	Childcare Practitioner	6	-	-
Level 6	Childcare Practitioner	1	-	-
Level 5	Childcare Practitioner	1	Level 2	1
Level 3	Childcare Practitioner	2	Level 6	1
			Level 2	1
Level 2	Childcare Practitioner	4	Level 3	2
Level 1	Childcare Practitioner	1	-	-
Not specified	Childcare Practitioner	53	Level 7	1
			Level 6	2
			Level 3	12
			Level 2	3
None	Childcare Practitioner	12	Level 3	1
			Level 2	1

Additional Training

Out of School Childcare settings also reported attending additional training, including: Autism; Behaviour management; Fire Warden; Makaton; PREVENT; Special Needs. 43 respondents reported not accessing any additional training in the last 12 months.

No qualifications details were supplied via the SASS for Crèches

CWLWM Workforce Development Questionnaire

127 respondents supplied information for the CWLWM workforce survey. Key data is shown in the table below:

% based on total number of responses (n. 127)	2015-16	2016-2017
Training Requirements:		
First Aid	18%	15%
Child Protection / Safeguarding	21%	18%
Early Years Practice	19%	12%
Health & Safety	20%	9%
Leadership & Management	10%	7%
Playwork	2%	5%
Food Hygiene	20%	18%
Business Support	1%	3%
IT/computer literacy	3%	7%

Training provided by Cardiff Workforce Development

The table below identifies training provided to childcare providers by the Cardiff Workforce Development Team in the financial year 2016/17 (April 1st 2016 – March 31st 2017). Although details of attendees (by childcare setting) are held by WFD, it is not held in a format that is able to generate reports broken down by childcare setting type.

Training	Number of courses	Number of Attendees
Child Protection	19	301
Food Hygiene	16	194
Paediatric First Aid	23	393
Emergency First Aid At Work	3	24

Required training- expiry and completion dates

It is strongly advised by Cardiff's Work Force Development Team that the Paediatric First Aid, Child Protection/Safeguarding and Food Hygiene training should be renewed on a 3 year basis. Data below extracted from the SASS indicates numbers of staff from various childcare settings who reported on the SASS dates for training or expiry of training that falls outside of the recommended 3 year cycle. Individuals who indicated they accessed training in 2014 or earlier have been included for Child Protection/Safeguarding and Food Hygiene, and any staff who indicated their Paediatric First Aid expired in 2016 or earlier have also been counted. As can be seen from the table above, there would be capacity to address potential demand for Paediatric First Aid and Child Protection/Safe Guarding training with the training delivered by the Work Force Development team (based on delivery figures for 2016). In terms of Food Hygiene, as well as face-to-face training, there are a number of on-line providers, and this resource could be signposted in order to address levels of demand above capacity to deliver directly.

Training Expiry/Completion Dates	Childcare Type			
	Childminder	Full Day Care	Sessional Day Care	Out of School Care
Paediatric First Aid Numbers with expiry dates pre 2017 (Total potential demand – 260)	29 2014 - 9 2015 – 8 2016 – 12	103 2013 – 5 2014 – 8 2015 – 22 2016 - 68	91 2013 – 7 2014 – 16 2015 – 22 2016 - 46	37 2010 – 1 2011 – 1 2013 – 2 2014 – 9 2015 – 9 2016 - 15
Child Protection/Safe Guarding – training accessed prior to 2015 (Total potential demand – 300)	39 2010 – 3 2012 – 8 2013 – 14 2014 - 14	153 2009 – 1 2010 – 2 2011 – 3 2012 – 7 2013 – 34 2014 - 106	68 2008 – 1 2010 – 3 2011 – 1 2012 – 4 2013 – 18 2014 - 41	40 2008 – 2 2010 – 1 2011 – 2 2012 – 5 2013 – 11 2014 - 19
Food Hygiene – training accessed prior to 2015 (Total potential demand – 338)	49 2010 – 3 2012 – 2 2013 – 9 2014 - 35	194 2000 – 1 2007 – 1 2010 – 1 2012 – 19 2013 – 39 2014 - 133	63 2011 - 1 2012 – 6 2013 – 19 2014 - 36	32 2010 – 1 2011 – 2 2012 – 2 2013 – 6 2014 - 21

14. Results of Consultation with Stakeholders (as outlined in section 2)

Job Centre Plus Offices

The response from Job Centre Plus is below:

“From a Jobcentre perspective there appears to be childcare to meet the needs of most of our customers. We have had discussion at the local Child Care Partner group meetings about alternative childcare to meet the demands of the changing labour markets e.g. for parents wanting to take up employment that involves night shifts / working evenings or weekends etc.

We also work very closely with Family Information Service who are crucial to supporting us helping our customers in JCP.”

PACEY

“PACEY Cymru believe that Cardiff LA recognises the importance of childminders in supporting the delivery of sufficient, accessible and quality childcare services for families across Cardiff. Childminders are supported through the Local Authority however there is very little engagement with PACEY Cymru to further develop the opportunities available to all childminders.

Pre-registration training

Cardiff Local Authority provide pre-registration support in house, including the delivery of briefing and mentoring sessions, although some access PACEY training which is self-funded. The mandatory training required in order to register as a childminder is sourced via an external training body with no option to fund PACEY online CYPOP5 training for those unable to access their classroom-based training which would provide applicant childminders with a choice and the flexibility of alternative methods of learning and training. PACEY Cymru are aware that Cardiff Local Authority offer a grant to recover some training costs at the point of registration due to the fact that when training is free the Local Authority find that they have a greater drop out and a greater number lose motivation to complete and register. When the training and application is well underway the applicant childminders can access the First Aid and Food Hygiene training via the LA at a subsidised cost.

Local Authority Partnership working

PACEY Cymru is keen to ensure parity across Wales in providing delivery of the Core Offer of strategic support for local authorities. This ensures all Local Authorities in Wales have access to a universal strategic level offer of support through PACEY Cymru in line with our Welsh Government funding. To date only some of this offer, to date 6 hours (50% of allocated annual hours) has been utilised

in Cardiff, through attendance at multi-agency meetings on a quarterly basis. PACEY Cymru would welcome the opportunity to discuss ways that this offer of strategic support could be utilised in Cardiff.

Training and Quality Assurance

In order to maintain and improve quality, sustainable childcare, access and opportunities are needed to information to keep up to date, Continuous Professional Development (CPD) and upskilling through formal qualifications.

In Cardiff, a childcare training programme is produced which supports predominantly the Flying Start providers however a good number of mandatory with some continual professional development training is provided during evenings and weekends making it accessible for childminders and childcare providers that are unable to release staff during working hours.

PACEY Local

PACEY Local is PACEY's model of peer-to-peer support networks. These are run on a regional basis, facilitated by PACEY Cymru staff but in Cardiff a PACEY member has worked with us to establish a PACEY Local network specifically for the Cardiff area, which is continuing to grow with regular positive feedback. This is a new development, which was established in February 2016, with meetings being delivered during the evening on a monthly basis. These meetings have gained a great deal of interest and are usually attended by around 15 registered childminders where they discuss matters arising and activity ideas. The Facilitator has gained this position in order to support their CCLD Level 5 training, which involves supporting and mentoring peers. The Local Authority are aware of the meetings however PACEY Cymru have not been approached to support discussions around how similar groups could be supported in other areas of the county which would support childminders and reduce isolation.

Grants and Funding

Cardiff Local Authority provide a start-up grant to support new registrations of childminders at the point of registration and registering which includes a PACEY Quality Start Pack. A comprehensive Quality Start Pack that includes annual membership to PACEY, public liability insurance, childminding contracts, child record forms, attendance registers, accounts book, an accident, incident & medication folder & a fire blanket.

Childminders in Cardiff can apply for a Sustainability Grant to support their business however there is a strict criteria which needs to be met. There are currently no childminder settings in Cardiff funded to deliver Flying Start or Foundation Phase provision. PACEY Cymru believes that opportunities to access funding for Foundation Phase for childminding settings should be considered by Cardiff Local Authority if settings meet defined criteria. We believe that this would ensure parity of opportunities across the sector, support sustainability of childminding settings and consideration of parental choice. This is also likely to support better outcomes for children

through providing continuity of care that meets children's needs linked to well-being. PACEY Cymru understands the cost implications of using childminders to provide funded services but believes that the outcomes for children should be central to any decisions made. PACEY Cymru know of registered childminders in Cardiff who could provide a quality service to children and families through funding from Foundation Phase. PACEY Cymru would be extremely willing to work in partnership with the Local Authority to address this issue and discuss potential models that are cost effective but meet the needs of children and their families.

Promotion of services

Childminders, as with other childcare providers, are able to include quite a comprehensive amount of information for parents in the Family Information Service (FIS) Childcare Directory, which includes the following questions:

- Do you offer places to Children with Additional Needs – Yes/No
- Can you provide One to One support for children with Additional Needs – Yes/No

The FIS is on Facebook, which supports engagement and promotion of services and indirectly promotes the professionalism of childcare providers and sustainability of services.

In line with current developments around Tax Free Childcare (UK Government) and the 30 hour childcare offer (Welsh Government) PACEY Cymru would like to highlight the continued need by Cardiff Local Authority to ensure the continued promotion of the importance of using registered childcare. The outcome of which will support affordability for families and sustainability of existing childcare settings.

PACEY Cymru firmly believe that continued promotion is also needed to highlight to parents and the general community the impact of the recent changes to regulation and that childcare being provided for under 12's now needs to be registered. This again supports the sustainability of registered childcare providers and, as evidence suggests, ensures better quality outcomes for children and families through using regulated childcare."

15. Gap Analysis & Areas for Improvement

Childcare provision for children of parents who work atypical hours

Respondents who had stated that childcare was not available at the times they needed it were asked to specify these times. Five respondents not currently using childcare, and citing lack of childcare when required as a barrier to doing so, needed care to be available before 8.00 am. (Please note the low numbers of respondents.)

	No.	%
Before 8am	5	45.5
After 6pm	3	27.3
Over-night care	1	9.1
Weekend care	2	18.2
Other	2	18.2
Don't know	0	0.0
N/A	3	27.3
Total	11	100

A number of respondents ignored the routing instructions on the paper copies of the survey (the online version did not allow this), and gave answers to this question even if it was not cited as a barrier to them accessing childcare, or if they currently used childcare:

	No.	%
Before 8am	7	41.2
After 6pm	4	23.5
Over-night care	1	5.9
Weekend care	2	11.8
Other	4	23.5
Don't know	1	5.9
N/A	3	17.6
Total	17	100

Respondents not currently using childcare who stated childcare was not available when they needed it, even if they did not view this as a barrier to accessing childcare

	No.	%
Before 8am	10	32.3
After 6pm	9	29.0
Over-night care	3	9.7
Weekend care	3	9.7
Other	5	16.1
Don't know	10	32.3
N/A	3	9.7
Total	31	100

When asked **How could the accessibility/ availability and affordability of childcare provision be improved?**, timings of available childcare were the next biggest concern, with parents/carers expressing a demand for more childcare before and after school, care before 8am, and Full Day care in the school holidays.

	Term Time		School Holidays	
	No	%	No	%
No improvements needed	49	18.6	40	15.2
More Affordable	158	60.1	124	47.1
Available before school 7:30am - 9am	103	39.2	46	17.5
Available before 8am	97	36.9	66	25.1
After School 3:30pm - 6pm	70	26.6	33	12.5
Available after 6pm	45	17.1	26	9.9
Availability of Welsh Medium childcare	44	16.7	28	10.6
Full Day Care 8am-6pm	34	12.9	45	17.1
Weekend Care	34	12.9	24	9.1
Location closer to home	34	12.9	24	9.1

Although childcare out of usual hours has been identified as respondents as a gap, it should be noted that:

- 130 settings across the local authority area already provide childcare before 8.00 am
- 92 settings across the local authority area already provide childcare after 6.00 pm
- 4 settings offer overnight care and 13 offer weekend care.

Discussions with a small group of full daycare nursery managers regarding care outside of typical hours identified a number of issues relating to possible future provision outside of current hours:

- CSSIW registration – providers are currently unclear around the acceptability to CSSIW of extended operating hours. **The National Minimum Standards for Regulated Childcare for Children up to the age of 12 years** contains specific information around overnight care at Annex A, <http://cssiw.org.uk/docs/cssiw/publications/160303regchildcareen.pdf> so there will be value in further joint discussions with providers and CSSIW to explore perceived barriers to extended provision.
- The challenge of recruiting and retaining staff to work 'atypical' hours.
- Where providers had offered extended hours, they reported that demand was usually too low to make the provision sustainable. This was either due to the lack of a 'critical mass' of parents requiring the service, so insufficient numbers of children attending a setting to cover related staff and premises costs incurred during the extended hours of operation, or changing demand over time where parents work patterns requiring extended hours childcare were frequently only short term.

For a provider to be confident that the provision of extended hours childcare to meet the needs of parents working atypical hours, there would need to be a suitable 'reservoir' of parents who required this care, were able and willing to pay a commercial rate, and wished to utilise the setting.

The Parental Survey identified a significant number of parents requesting extended provision to support atypical working hours, as can be seen from the table below. Therefore, opportunities and barriers to extended provision will be explored with CSSIW, umbrella organisations, providers and parents, as identified as a priority in the Action Plan.

- **Demand for childcare – atypical hours**

	Before 8.00 am	After 6.00 pm	Overnight	Weekend
Term time	200	45	-	34
Holiday	70	26	-	24
Not specified	22	16	5	7

- **Welsh medium childcare provision**

The following is an extract from the Cardiff Welsh in Education Strategic Plan (WESP) 2017 – 2020.

“The City of Cardiff Council is committed to developing a bilingual Cardiff. This Welsh in Education Strategic Plan (WESP) 2017-2020 will help Cardiff to support the Welsh Government’s vision to see one million Welsh speakers across Wales by 2050. In order for Cardiff to play its part in achieving Welsh Government’s vision, we would need to increase the number of Welsh speakers (aged 3+) in Cardiff by 15.9% from 36,735 (2011 Census) to 42,584 (2021 Census). Cardiff’s education sector has already contributed to achieving 58% of this target to date through increasing the number of children accessing Welsh-medium education at the first point of entry at primary level.

This WESP is an integral part of the Councils 5-year Bilingual Cardiff strategy. The most prominent area of interdependency between both strategies is based on strategic area 1: Families, Children and Young People. The priorities within this area are based on promotion, provision and progression. These aspects are core deliverables within outcomes 1 and 2 within this WESP.”

Based on SASS data, of the 337 providers, 304 (90.2%) identified as providing their service in the medium of English, 8 providers (2.4%) stated they provided their service in both languages, and 25 (7.4%) identified as being Welsh medium provision. As noted elsewhere in this document, given that only 66% of registered providers completed their SASS returns in 2016, there is a considerable amount of data missing and therefore these figures may not be accurate. However, even allowing for the missing data, the further development of Welsh medium provision in order to contribute to achieving the aims of the Councils 5-year Bilingual Cardiff and the WESP.

Increasing the number of Welsh medium pre-school settings will contribute to the achievement of Measure 1. 2 of the WESP – “Increase the number of Reception aged children entering Welsh-medium education each year” by providing more opportunities for pre-school children to access play and early learning through the medium of Welsh.

- **Childcare provision for different language categories**

The 2011 Census identified that whilst 80.3% identified as British, 8% identified as Asian; 2.9% as Mixed, 2.4% as Black, 2% as Other, and 3.5% as Other White. Research conducted by Arad Research and GHK Consulting in 2012 (<https://www.c3sc.org.uk/networks/networks-doc-lib/cardiff-children-young-people-families-network/families-first/168-research-into-the-language-needs-of-families-in-cardiff-and-newport-june-2012/file>) identified the following as most common languages (apart from English and Welsh) spoken in Cardiff.

- Bengali
- Farsi
- Mandarin
- Arabic
- Czech
- Polish

Despite the range of ethnicities and languages present across the city, only 17 (3.4%) of respondents to the Parental Survey identified as using a language other than English or Welsh in their homes, and no respondents requested use of an 'Other' language for their future childcare.

Future Demand for Childcare

The following tables have been developed from the Parental Survey. The 'Headlines' tables have been extracted from the full data tables in the Parental Survey, and contain comments and analysis. The full data tables are also included for completeness.

Future Demand for Childcare (Aged 0 -2) - Headlines

Type of provision	No.	Comments
Childminder - Full day care	27	The majority of demand for childminder-provided childcare is for full day care, or for wrap-around to support early education. As children are not eligible for their early education until they are 3, it is not clear if parents are planning ahead for when their children are of school age, and the demand for after school care will not be fully evolved into actual demand for up to 3 years
Childminder - Half day care (am)	11	
Childminder - Half day care (pm)	10	
Childminder - Before school	19	
Childminder - After school	24	
Childminder - Wrap around a part time Early Education placement	27	
Childminder - Holiday provision	15	
Childminder - Other	3	
Day care - Full day Nursery	156	The majority of the demand (156 places) was for full day care, but numbers for half day care were also high (97 for morning sessions of various types; 87 for afternoon sessions and a further 72 for wrap-around care). As above, wrap around care to support early education will only apply to children aged 3 years plus, so this future demand may be parents planning well ahead.
Day care - Half day Nursery (am)	28	
Day care - Playgroup/ Cylch Meithrin (am)	33	
Sessional day care - Playgroup/ Cylch Meithrin AM	36	
Day care - Half day Nursery (pm)	51	
Day care - Playgroup/ Cylch Meithrin (pm)	18	
Sessional day care - Playgroup/ Cylch Meithrin PM	18	
Day care - Wrap around a part time Early Education placement	52	
Sessional day care - Wrap around a part time Early Education placement	20	99 after school places, 28 before school and 44 holiday care places were requested. As above, the same caveat that children would not be attending school until aged 3 applies
Day care - Before school	28	
Day care - After school	40	
Out-of-school care - After school	59	
Out-of-school care - Holiday childcare throughout the day	44	
Out-of-school care - Play scheme sessions	21	

Future demand by Childcare Type (0 – 2 years)	Under 12 months		12-18 months		19 – 23 months		2 years	
	No	%	No	%	No	%	No	%
No								
Childminder - Full day care	10	10.2	3	4.3	9	15.3	5	4.4
Childminder - Half day care (am)	4	4.1	1	1.4	2	3.4	4	3.5
Childminder - Half day care (pm)	4	4.1	2	2.9	1	1.7	3	2.7
Childminder - Before school	8	8.2	2	2.9	4	6.8	5	4.4
Childminder - After school	9	9.2	6	8.7	3	5.1	6	5.3
Childminder - Wrap around a part time Early Education placement	8	8.2	7	10.1	5	8.5	7	6.2
Childminder - Holiday provision	5	5.1	3	4.3	5	8.5	2	1.8
Childminder - Other	2	2.0	1	1.4	0	0.0	0	0.0
Day care - Full day Nursery	55	56.1	25	36.2	28	47.5	48	42.5
Day care - Half day Nursery (am)	12	12.2	3	4.3	4	6.8	9	8.0
Day care - Half day Nursery (pm)	11	11.2	0	0.0	3	5.1	9	8.0
Day care - Before school	9	9.2	4	5.8	4	6.8	11	9.7
Day care - After school	13	13.3	7	10.1	4	6.8	16	14.2
Day care - Playgroup/ Cylch Meithrin (am)	9	9.2	8	11.6	5	8.5	11	9.7
Day care - Playgroup/ Cylch Meithrin (pm)	6	6.1	4	5.8	2	3.4	6	5.3
Day care - Crèche	2	2.0	1	1.4	2	3.4	3	2.7
Day care - Wrap around a part time Early Education placement	12	12.2	11	15.9	6	10.2	23	20.4
Day care - Lunch	3	3.1	1	1.4	1	1.7	2	1.8
Day care - Holiday provision	8	8.2	6	8.7	6	10.2	6	5.3
Day care - Other	0	0.0	2	2.9	0	0.0	0	0.0
Sessional day care - Playgroup/ Cylch Meithrin AM	11	11.2	5	7.2	3	5.1	17	15.0
Sessional day care - Playgroup/ Cylch Meithrin PM	8	8.2	2	2.9	2	3.4	6	5.3
Sessional day care - Wrap around a part time Early Education placement	5	5.1	4	5.8	4	6.8	7	6.2
Sessional day care - Lunch	3	3.1	1	1.4	2	3.4	2	1.8
Sessional day care - Other	1	1.0	0	0.0	1	1.7	0	0.0

Crèche - Full day care	7	7.1	5	7.2	8	13.6	3	2.7
Crèche - Mornings only	3	3.1	1	1.4	1	1.7	1	0.9
Crèche - Afternoons only	2	2.0	1	1.4	1	1.7	0	0.0
Crèche - Holiday child care	2	2.0	2	2.9	3	5.1	3	2.7
Crèche - Other	1	1.0	0	0.0	1	1.7	1	0.9
Out-of-school care - Before school (Breakfast Club)	18	18.4	10	14.5	14	23.7	16	14.2
Out-of-school care - After school	17	17.3	9	13.0	14	23.7	19	16.8
Out-of-school care - Holiday childcare throughout the day	9	9.2	7	10.1	9	15.3	19	16.8
Out-of-school care - Play scheme sessions	4	4.1	5	7.2	6	10.2	6	5.3
Out-of-school care - Other	1		1.0	2	1	1.7	0	0.0
Open access play provision - Before School	4	4.1	2	2.9	2	3.4	2	1.8
Open access play provision - After school	5	5.1	4	5.8	3	5.1	3	2.7
Open access play provision - Holiday Playscheme	4	4.1	2	2.9	1	1.7	1	0.9
Open access play provision - Play scheme sessions	1	1.0	3	4.3	2	3.4	1	0.9
Open access play provision - Other	0	0.0	1	1.4	1	1.7	0	0.0
Nanny (Approved) - Full day care	2	2.0	2	2.9	1	1.7	1	0.9
Nanny (Approved) - Half day care (am)	1	1.0	1	1.4	0	0.0	1	0.9
Nanny (Approved) - Half day care (pm)	1	1.0	0	0.0	0	0.0	1	0.9
Nanny (Approved) - Before school	0	0.0	1	1.4	1	1.7	1	0.9
Nanny (Approved) - After school	0	0.0	1	1.4	1	1.7	1	0.9
Nanny (Approved) - Wrap around a part time Early Education placement	0	0.0	1	1.4	1	1.7	0	0.0
Nanny (Approved) - Lunch	0	0.0	0	0.0	0	0.0	0	0.0
Nanny (Approved) - Holiday childcare	0	0.0	0	0.0	0	0.0	0	0.0
Nanny (Approved) - Other	0	0.0	0	0.0	0	0.0	0	0.0
Family and/or Friends	29	29.6	15	21.7	14	23.7	28	24.8
Don't know	4	4.1	3	4.3	0	0.0	3	2.7
Totals	98	100	69	100	59	100	113	100

Future Demand for Childcare (Aged 3 – 11) - Headlines

Type of provision	No.	Comments
Childminder - Full day care	15	The majority of requests were for out of school care, followed by wrap-around care (presumably for 3 year olds assessing their early education provision).
Childminder - Half day care (am)	9	
Childminder - Half day care (pm)	9	
Childminder - Before school	34	
Childminder - After school	55	
Childminder - Wrap around a part time Early Education placement	23	
Day care - Full day Nursery	59	Demand for full day care was for 59 places, 95 morning sessional places and 27 afternoon sessional places. 41 wrap-around places were requested.
Day care - Half day Nursery (am)	15	
Day care - Playgroup/ Cylch Meithrin (am)	35	
Sessional day care - Playgroup/ Cylch Meithrin AM	45	
Day care - Half day Nursery (pm)	7	
Day care - Playgroup/ Cylch Meithrin (pm)	11	
Sessional day care - Playgroup/ Cylch Meithrin PM	9	
Day care - Wrap around a part time Early Education placement	29	
Sessional day care - Wrap around a part time Early Education placement	12	
Day care - Before school	19	180 after school places across day care and out of school, 142 before school places and 156 holiday places were identified by parents
Out-of-school care - Before school	123	
Day care - After school	40	
Out-of-school care - After school	140	
Out-of-school care - Holiday childcare throughout the day	111	
Out-of-school care - Play scheme sessions	45	

Future demand by Childcare Type (3 – 11 years)	3 years		4 years		5-7 years		8-11 years	
	No	%	No	%	No	%	No	%
Childminder - Full day care	4	4.2	2	3.6	6	3.9	3	3.5
Childminder - Half day care (am)	0	0.0	1	1.8	4	2.6	4	4.7
Childminder - Half day care (pm)	2	2.1	1	1.8	3	1.9	3	3.5
Childminder - Before school	7	7.4	3	5.4	16	10.3	8	9.4
Childminder - After school	11	11.6	9	16.1	24	15.5	11	12.9
Childminder - Wrap around a part time Early Education placement	5	5.3	6	10.7	8	5.2	4	4.7
Childminder - Holiday provision	6	6.3	4	7.1	15	9.7	3	3.5
Childminder - Other	0	0.0	0	0.0	2	1.3	1	1.2
Day care - Full day Nursery	21	22.1	13	23.2	20	12.9	5	5.9
Day care - Half day Nursery (am)	9	9.5	3	5.4	1	0.6	2	2.4
Day care - Half day Nursery (pm)	4	4.2	0	0.0	3	1.9	0	0.0
Day care - Before school	4	4.2	6	10.7	5	3.2	4	4.7
Day care - After school	10	10.5	10	17.9	13	8.4	7	8.2
Day care - Playgroup/ Cylch Meithrin (am)	5	5.3	5	8.9	8	5.2	2	2.4
Day care - Playgroup/ Cylch Meithrin (pm)	4	4.2	2	3.6	5	3.2	0	0.0
Day care - Crèche	1	1.1	1	1.8	1	0.6	0	0.0
Day care - Wrap around a part time Early Education placement	15	15.8	5	8.9	8	5.2	1	1.2
Day care - Lunch	5	5.3	0	0.0	4	2.6	1	1.2
Day care - Holiday provision	10	10.5	6	10.7	14	9.0	8	9.4
Day care - Other	0	0.0	0	0.0	0	0.0	1	1.2
Sessional day care - Playgroup/ Cylch Meithrin AM	11	11.6	2	3.6	8	5.2	4	4.7
Sessional day care - Playgroup/ Cylch Meithrin PM	4	4.2	1	1.8	3	1.9	1	1.2
Sessional day care - Wrap around a part time Early Education placement	4	4.2	2	3.6	5	3.2	1	1.2
Sessional day care - Lunch	4	4.2	3	5.4	4	2.6	1	1.2
Sessional day care - Other	0	0.0	0	0.0	0	0.0	0	0.0
Crèche - Full day care	3	3.2	2	3.6	4	2.6	0	0.0
Crèche - Mornings only	1	1.1	1	1.8	1	0.6	0	0.0
Crèche - Afternoons only	0	0.0	1	1.8	0	0.0	0	0.0
Crèche - Holiday child care	1	1.1	2	3.6	2	1.3	0	0.0
Crèche - Other	0	0.0	0	0.0	0	0.0	0	0.0
Out-of-school care - Before school (Breakfast Club)	24	25.3	21	37.5	53	34.2	25	29.4
Out-of-school care - After school	27	28.4	20	35.7	63	40.6	30	35.3
Out-of-school care - Holiday childcare throughout the day	15	15.8	20	35.7	52	33.5	24	28.2
Out-of-school care - Play scheme sessions	12	12.6	5	8.9	18	11.6	10	11.8
Out-of-school care - Other	2	2.1	1	1.8	3	1.9	2	2.4

Open access play provision - Before School	2	2.1	0	0.0	5	3.2	3	3.5
Open access play provision - After school	2	2.1	0	0.0	8	5.2	2	2.4
Open access play provision - Holiday Playscheme	4	4.2	3	5.4	11	7.1	5	5.9
Open access play provision - Play scheme sessions	1	1.1	0	0.0	4	2.6	0	0.0
Open access play provision - Other	0	0.0	0	0.0	1	0.6	0	0.0
Nanny (Approved) - Full day care	0	0.0	1	1.8	4	2.6	0	0.0
Nanny (Approved) - Half day care (am)	0	0.0	0	0.0	2	1.3	1	1.2
Nanny (Approved) - Half day care (pm)	0	0.0	0	0.0	1	0.6	1	1.2
Nanny (Approved) - Before school	0	0.0	1	1.8	1	0.6	1	1.2
Nanny (Approved) - After school	0	0.0	2	3.6	1	0.6	1	1.2
Nanny (Approved) - Wrap around a part time Early Education placement, e.g. playgroup or school or nursery	1	1.1	1	1.8	1	0.6	0	0.0
Nanny (Approved) - Lunch	0	0.0	0	0.0	0	0.0	0	0.0
Nanny (Approved) - Holiday childcare	0	0.0	0	0.0	2	1.3	2	2.4
Nanny (Approved) - Other	0	0.0	0	0.0	0	0.0	0	0.0
Family and/or Friends	31	32.6	12	21.4	49	31.6	24	28.2
Don't know	2	2.1	1	1.8	3	1.9	4	4.7
Totals	95	100	56	100	155	100	85	100

Future Demand for Childcare (Aged 12 – 17) - Headlines

Type of provision	No.	Comments
Childminder - Full day care	2	There was some demand for childminder childcare (including for wrap-around, which as children of this age attend school full time demonstrates a lack of understanding of the terminology)
Childminder - Half day care (am)	6	
Childminder - Half day care (pm)	4	
Childminder - Before school	6	
Childminder - After school	9	
Day care - Full day Nursery	6	As above, it is unlikely in reality that any child aged between 12 and 17 years old would actually attend a day nursery/playgroup/Cylch Meithrin. It is therefore unclear where the demand for these 25 places would actually fall.
Day care - Half day Nursery (am)	7	
Day care - Playgroup/ Cylch Meithrin (am)	3	
Sessional day care - Playgroup/ Cylch Meithrin AM	2	
Day care - Half day Nursery (pm)	1	
Day care - Playgroup/ Cylch Meithrin (pm)	1	
Sessional day care - Playgroup/ Cylch Meithrin PM	3	
Day care - Wrap around a part time Early Education placement	1	
Sessional day care - Wrap around a part time Early Education placement	1	
Day care - Before school	1	Numbers for before, after and holiday care for this age group were relatively low. It is not clear whether this is due to responses being from families with young children, and therefore being unable to predict demand in the future, or because families with older children do not utilise formal, registered childcare for older children
Out-of-school care - Before school	1	
Day care - After school	2	
Out-of-school care - After school	10	
Out-of-school care - Holiday childcare throughout the day	5	
Out-of-school care - Play scheme sessions	4	

Future demand by Childcare Type (12 – 17 years)	12-14 years		15-17 years	
	No	%	No	%
Childminder - Full day care	1	3.1	1	4.2
Childminder - Half day care (am)	3	9.4	3	12.5
Childminder - Half day care (pm)	2	6.3	2	8.3
Childminder - Before school	3	9.4	3	12.5
Childminder - After school	6	18.8	3	12.5
Childminder - Wrap around a part time Early Education placement, e.g. playgroup or school or nursery	3	9.4	2	8.3
Childminder - Holiday provision	1	3.1	3	12.5
Childminder - Other	2	6.3	0	0.0
Day care - Full day Nursery	4	12.5	2	8.3
Day care - Half day Nursery (am)	2	6.3	0	0.0
Day care - Half day Nursery (pm)	1	3.1	0	0.0
Day care - Before school	1	3.1	0	0.0
Day care - After school	2	6.3	0	0.0
Day care - Playgroup/ Cylch Meithrin (am)	3	9.4	0	0.0
Day care - Playgroup/ Cylch Meithrin (pm)	1	3.1	0	0.0
Day care - Crèche	1	3.1	0	0.0
Day care - Wrap around a part time Early Education placement, e.g. playgroup or school or nursery	1	3.1	0	0.0
Day care - Lunch	1	3.1	0	0.0
Day care - Holiday provision	3	9.4	2	8.3
Day care - Other	1	3.1	0	0.0
Sessional day care - Playgroup/ Cylch Meithrin AM	2	6.3	0	0.0
Sessional day care - Playgroup/ Cylch Meithrin PM	2	6.3	1	4.2
Sessional day care - Wrap around a part time Early Education placement, e.g. playgroup or school or nursery	1	3.1	0	0.0
Sessional day care - Lunch	1	3.1	0	0.0
Sessional day care - Other	0	0.0	0	0.0
Crèche - Full day care	1	3.1	0	0.0
Crèche - Mornings only	1	3.1	0	0.0
Crèche - Afternoons only	1	3.1	0	0.0
Crèche - Holiday child care	2	6.3	0	0.0
Crèche - Other	0	0.0	0	0.0
Out-of-school care - Before school (Breakfast Club)	7	21.9	3	12.5
Out-of-school care - After school	7	21.9	5	20.8

Out-of-school care - Holiday childcare throughout the day	3	9.4	2	8.3
Out-of-school care - Play scheme sessions	3	9.4	1	4.2
Out-of-school care - Other	1	3.1	0	0.0
Open access play provision - Before School	1	3.1	0	0.0
Open access play provision - After school	1	3.1	1	4.2
Open access play provision - Holiday Playscheme	1	3.1	1	4.2
Open access play provision - Play scheme sessions	1	3.1	0	0.0
Open access play provision - Other	1	3.1	0	0.0
Nanny (Approved) - Full day care	1	3.1	0	0.0
Nanny (Approved) - Half day care (am)	1	3.1	0	0.0
Nanny (Approved) - Half day care (pm)	1	3.1	0	0.0
Nanny (Approved) - Before school	0	0.0	0	0.0
Nanny (Approved) - After school	0	0.0	0	0.0
Nanny (Approved) - Wrap around a part time Early Education placement, e.g. playgroup or school or nursery	0	0.0	0	0.0
Nanny (Approved) - Lunch	0	0.0	0	0.0
Nanny (Approved) - Holiday childcare	0	0.0	1	4.2
Nanny (Approved) - Other	0	0.0	0	0.0
Family and/or Friends	10	31.3	5	20.8
Don't know	3	9.4	1	4.2
Totals	32	100	24	100

16. Childcare Sufficiency Assessment –Action Plan

Key summary of actions required in 2017-2020 (Cardiff)

(NB: All references to development of new childcare provision are subject to the caveat that sufficient demand to ensure ongoing sustainability is identified
: All reference to childcare or childcare providers should be read to include childcare provided in domestic settings (childminders, nannies) as well as from non-domestic settings (daycare, sessional care, out of school care)

Data and intelligence regarding current and future supply and demand

- Produce local Childcare Sufficiency Assessment consisting of ward-by-ward ‘snapshot’ of provision, demand and socio-demographic profile to assist potential providers, planners and as a resource to engage strategic partners.
- Highlight to current and potential providers’ areas of population growth identified in the LDP, with information regarding likely numbers of children, age profile, etc. (Based on pupil yield data)
- Work with childcare providers to encourage completion and update of accurate information for both FIS and second SASS return, including for those settings who did not submit the first SASS return.
- Review and seek to improve approaches to measuring future demand for childcare.
- Raise the profile of childcare as a ‘strategic enabler’ of wider economic development and anti-poverty agendas.

Raise parental awareness of FIS

- Continue to promote the FIS as the free, local source of information regarding childcare provision.

Affordability

- Work with partners and childcare providers to promote parental awareness of sources of financial assistance for paying for childcare.
- Work with unregistered out of school childcare settings to encourage registration, to allow parents to access tax-free childcare.

New places, including extended and flexible hours

- Engage and consult with providers to explore the possibilities of extended hours provision, including earlier start and later finish times during term time; earlier start and later finish times during school holidays; evening and weekend provision.
- Engage and consult with providers to explore the practicalities of developing a more flexible childcare offer to meet the needs of shift workers and those with irregular work patterns (zero hours contracts / the ‘gig’ economy).

- Increase full day holiday care for both pre-school and school aged children
- Continue to work with schools and childcare providers to raise awareness and prepare for the 30 hour offer for 3 and 4 year olds.
- Further refine the resource available via the Childcare Business Support Team to assist schools and school governors to 'commission' childcare providers to operate and deliver childcare services from school premises
- In the NMAs with lower levels of provision (Cardiff East, Cardiff City and South, Cardiff South East), seek to identify key enablers and barriers to develop a greater understanding of the 'neighbourhood' level factors influencing supply and demand. Based on this understanding, seek to develop models and approaches that are fit for purpose for the specific local circumstances.
- Develop links with Education to explore possibilities of co-location of childcare services on, or adjacent to, new build school sites.
- Attempt to identify and access sources of funding to support start-up funding for childcare for pre-school childcare.

Welsh medium

- Develop more Welsh medium childminding across the city, but particularly in areas where there is currently no provision – Cardiff East, Cardiff City and South
- Develop more Welsh medium full daycare across the city, but particularly in areas where there is currently no provision – Cardiff East, Cardiff City and South
- Develop more Welsh medium sessional care across the city, but particularly in areas where there is currently limited provision - Cardiff East, Cardiff City and South, Cardiff South West and Cardiff West
- Develop more Welsh medium out of school care across the city, but particularly in areas where there is currently no provision – Cardiff North, Cardiff City and South, Cardiff West

Disability and additional needs

- Through existing resources and training (and if required through the development of new resources and training), increase the ability and confidence of every childcare setting to provide services suitable for children with disabilities and/or additional needs.
- Use The Index, FIS and other existing networks to promote childcare to parents of children with disabilities and/or additional needs. Additionally, via this engagement, identify any further barriers to access.
- Review the current Assisted Places scheme to ascertain if the model provides the best outcomes in terms of coverage, targeting and impact

Quality, business awareness and staff training

- Continue to promote national Quality Assurance Schemes to childcare providers as an approach to evidence the quality of their provision and to market their service to potential clients.
- Promote and fund the Playwork Transition training course, as an enabler for early years sessional care setting to expand to offer out of school care.
- The CBS Team to continue to work with providers and key external partners, such as Business Wales, to enhance the business awareness of childcare providers in order to support their capacity to engage in commissioning and tendering processes.